

University of Rhode Island

DigitalCommons@URI

---

Technical Services Faculty Presentations

Technical Services

---

4-19-2017

## Web of Science v. Scopus: Presentation for the URI Deans' Council

Peter Larsen

*University of Rhode Island, plarsen@uri.edu*

Andrée Rathemacher

*University of Rhode Island, andree@uri.edu*

Follow this and additional works at: [https://digitalcommons.uri.edu/lib\\_ts\\_presentations](https://digitalcommons.uri.edu/lib_ts_presentations)



Part of the [Collection Development and Management Commons](#), [Higher Education Commons](#), and the [Scholarly Publishing Commons](#)

---

### Recommended Citation

Larsen, Peter and Rathemacher, Andrée, "Web of Science v. Scopus: Presentation for the URI Deans' Council" (2017). *Technical Services Faculty Presentations*. Paper 49.

[https://digitalcommons.uri.edu/lib\\_ts\\_presentations/49](https://digitalcommons.uri.edu/lib_ts_presentations/49)

This Article is brought to you for free and open access by the Technical Services at DigitalCommons@URI. It has been accepted for inclusion in Technical Services Faculty Presentations by an authorized administrator of DigitalCommons@URI. For more information, please contact [digitalcommons-group@uri.edu](mailto:digitalcommons-group@uri.edu).

# **Web of Science v. Scopus**

Presentation for the URI Deans' Council

April 19, 2017

Peter Larsen • Andrée Rathemacher

# UConn Study 2014

- Used 200+ hours of staff time
- Scopus had more journal records (183%), fewer book (72%) and proceedings records (89%)
- Use of Scopus increased, while Web of Science decreased (~3%/year each)
- Scopus is preferred by Undergraduates and Graduate Students
- Cost of Scopus is roughly half the cost of Web of Science
- UConn cancelled Web of Science after their survey

# Scopus



## Pros

- Growing rapidly and filling in gaps in its coverage.
- Stronger in international literature than Web of Science
- A wide range of analysis metrics in tune with developments in scholarly communication
- Less expensive
- A more intuitive and user-friendly interface (at least for new users)

## Cons

- Chronological depth
- Fewer records
- Potential for future price inflation

# Scopus includes content from more than 5,000 publishers and 105 different countries

**65M** records from **22K** serials, **96K** conferences and **134K** books

- Updated daily
- More accurate and complete citation data pre-1996
- 40 different languages covered
- 3,487 Active Gold Open Access journals indexed

## JOURNALS

Physical  
Sciences  
**11,865**

**22,411** peer-reviewed  
journals

Health  
Sciences  
**12,992**

**322** trade journals

Social  
Sciences  
**10,158**

Life  
Sciences  
**6,394**

Full metadata, abstracts and  
cited references (ref's  
post-1995 only)

## CONFERENCES

**96.4K** conference events  
**7.7M** conference papers

Mainly Engineering and  
Computer Sciences

## BOOKS

**539** book series  
**34K** Volumes / **1.3M** items

**134,082** stand-alone books  
**>1.1M** items

Focus on Social Sciences and  
A&H

# Examples of Scopus Article Metrics

## Metrics Page

### Metric details

Synergistic effects of climate-related variables suggest future physiological impairment in a top oceanic predator [Back to article](#)  
(2008) Proceedings of the National Academy of Sciences of the United States of America, 105(52), pp. 20776-20780

#### Overview

#### Citations

Scholarly Activity  
Mendeley, CiteULike, etc.

Scholarly Commentary  
Blogs, Reviews, Wikipedia, etc.

Social Activity  
Twitter, Facebook, etc.

### Overview

Citation Count

160

Cited by in Scopus



Field-Weighted Citation Impact

1.82



Citation Benchmarking



90th percentile



Compared to Multidisciplinary articles of the same age and document type



Mendeley



304 Readers

Blogs



1 Post

Wikipedia



2 Mentions

Twitter



4 Tweets

# Scopus Analysis of URI Research Output

Analyze search results

Export

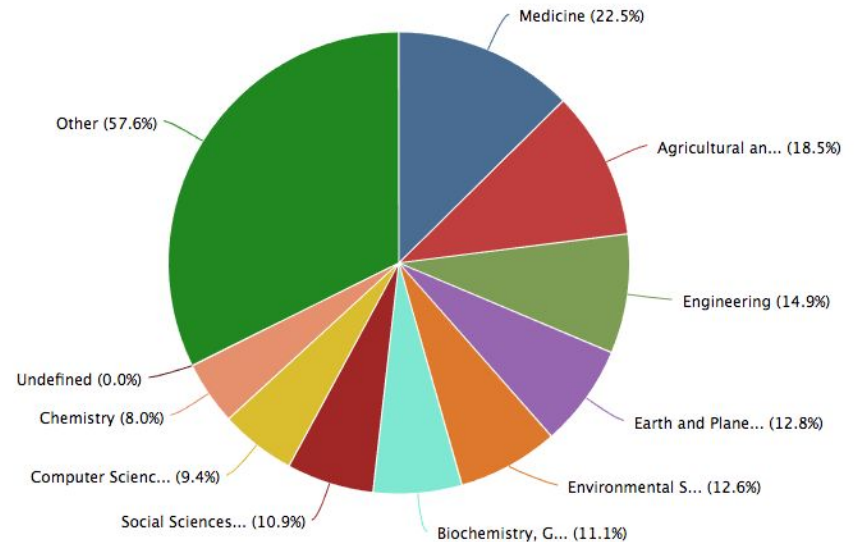
( AF-ID ( "University of Rhode Island" 60010806 ) ) [Back to your search results](#)

5466 document results Choose date range to analyze: 2010 to 2017 [Analyze](#)

Year Source Author Affiliation Country/Territory Document type **Subject area**

Subject Area	Documents
Medicine	1229
Agricultural and Biological Sciences	1012
Engineering	814
Earth and Planetary Sciences	699
Environmental Science	690
Biochemistry, Genetics and Molecu...	604
Social Sciences	597
Computer Science	515
Chemistry	435
Pharmacology, Toxicology and Pha...	340
Physics and Astronomy	309
Materials Science	301
Psychology	288
Mathematics	273
Arts and Humanities	214
Chemical Engineering	209
Business, Management and Accou...	184
Immunology and Microbiology	169
Nursing	168

Documents by subject area



# Scopus Analysis of URI Research Output

Analyze search results

[Export](#) | [Print](#) | [E-mail](#)

(AF-ID ( "University of Rhode Island" 60010806 )) [Back to your search results](#)

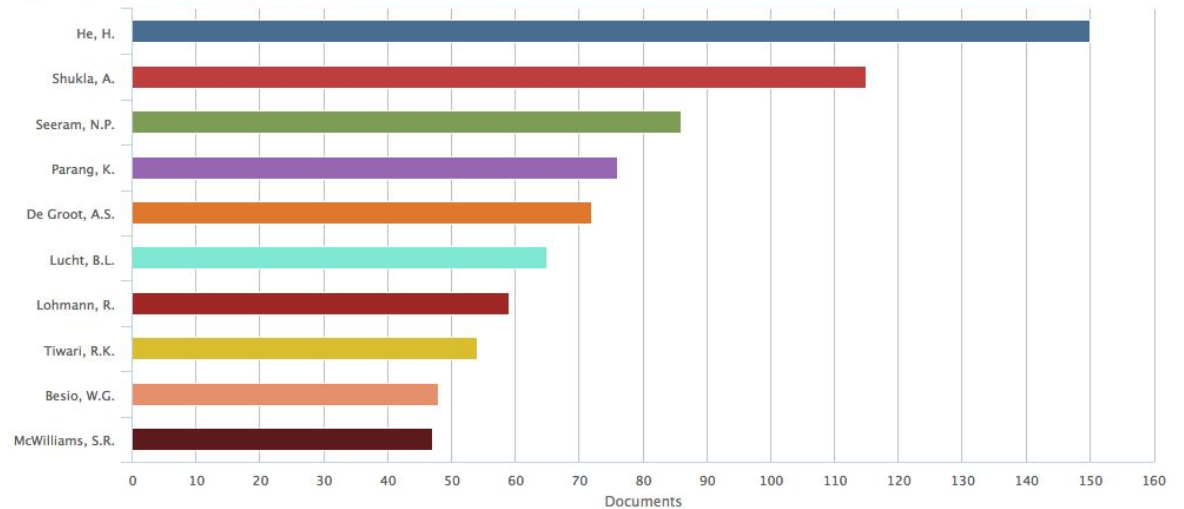
5466 document results Choose date range to analyze: 2010 to 2017 [Analyze](#)

Year	Source	Author	Affiliation	Country/Territory	Document type	Subject area
------	--------	--------	-------------	-------------------	---------------	--------------

Author	Documents
<input checked="" type="checkbox"/> He, H.	150
<input checked="" type="checkbox"/> Shukla, A.	115
<input checked="" type="checkbox"/> Seeram, N.P.	86
<input checked="" type="checkbox"/> Parang, K.	76
<input checked="" type="checkbox"/> De Groot, A.S.	72
<input checked="" type="checkbox"/> Lucht, B.L.	65
<input checked="" type="checkbox"/> Lohmann, R.	59
<input checked="" type="checkbox"/> Tiwari, R.K.	54
<input checked="" type="checkbox"/> Besio, W.G.	48
<input checked="" type="checkbox"/> McWilliams, S.R.	47
<input type="checkbox"/> Sun, Y.	46
<input type="checkbox"/> Moise, L.	41
<input type="checkbox"/> Martin, W.	41
<input type="checkbox"/> Prochaska, J.O.	39
<input type="checkbox"/> Redding, C.A.	39
<input type="checkbox"/> Kay, S.	36
<input type="checkbox"/> Preisser, E.L.	36

## Documents by author

Compare the document counts for up to 15 authors





# Web of Science



WEB OF SCIENCE™

## Pros

- Deep chronological coverage
- The Impact Factor is widely used
- URI has invested money in backfiles (sunk cost)
- Familiarity among the Faculty
- Stronger in Humanities than Scopus

## Cons

- Confusing product structure; administration difficulties
- Slow response to changing research environment
- Corporate instability
- More expensive (Web of Science is currently the most expensive Indexing and Abstracting resource at URI by a wide margin)

# Who Uses Scopus?

## Scopus and Web of Science

- Ohio State University
- Perdue
- Rutgers
- University of Iowa
- University of Minnesota
- University of Missouri
- University of Wisconsin Madison

## Scopus only

- University of Connecticut
- UMass Medical School
- James Madison University
- University of Alabama at Birmingham
- University of North Carolina at Greensboro
- Louisiana State University Health Sciences Center
- University of Nebraska Medical Center
- Saint Louis University Medical Center
- University of Utah Health Sciences Library

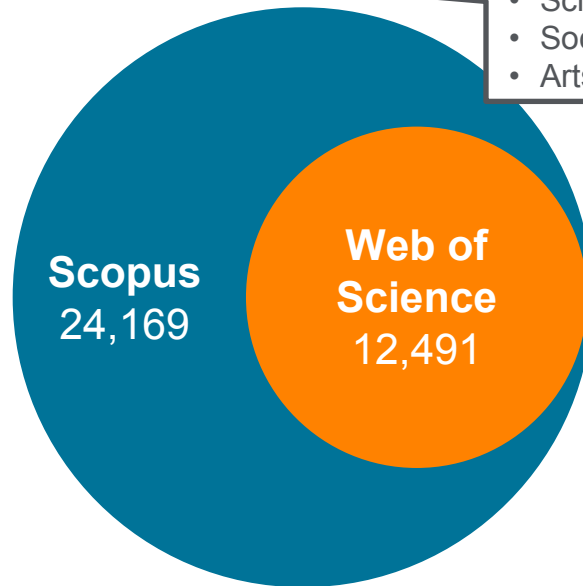
# Overall Content Comparison with Web of Science

Assumes customer subscribes to ALL:

- Science Citation Index (SCISEARCH)
- Social Science Citation Index
- Arts & Humanities Citation Index

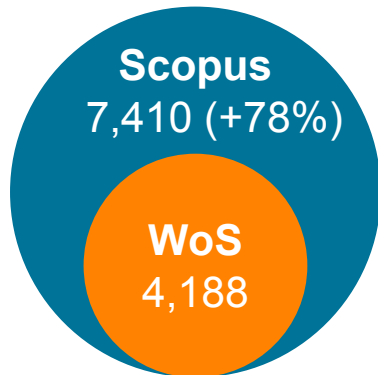
## Scopus

- ~24K titles
- >5,000 publishers
- Updated daily

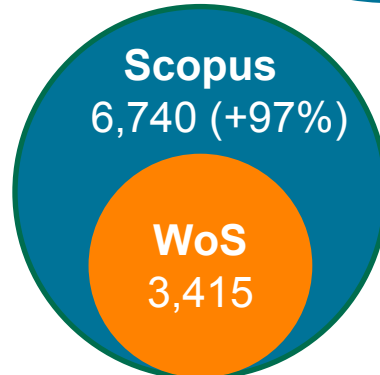


## Web of Science™

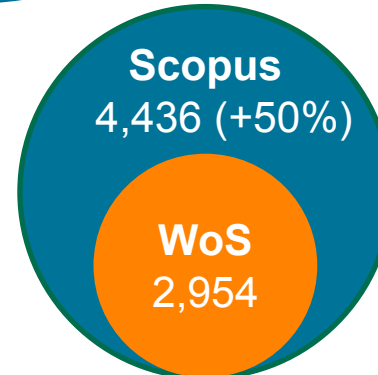
- ~12K titles
- 3,300 publishers
- Updated weekly



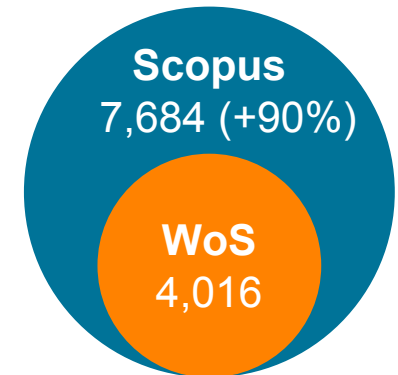
Physical Sciences



Health Sciences



Life Sciences



Social Sciences

# Summary of Features

	Scopus	Web of Science
Journal Analyzer	Yes	Separate subscription to JCR is needed
Citation Overview	Yes	Yes
Exporting Document Metadata	20,000 documents – basic citation metadata 2,000 documents – all available metadata	10,000 documents – only to Endnote Web 500 documents - everything else
Results Analyzer	Yes, One Step, Includes visualization tools	Yes, Two Step, Summary table only
ORCID Integration	Yes	Yes
Update Frequency	Daily	Weekly
Cited Reference Search	Yes (two step process)	Yes (one step process)
Profiles	Algorithmic + user refinement; comprehensive	User created; only available in select instances
Author search	Searches algorithmic profiles clusters	Searches documents based on name, affiliation and discipline
Article Level Metrics	Citation, Social, Mass Media, Scholarly Commentary; Includes Percentile Scores	Usage data

**Source:** Funding Information: [http://wokinfo.com/products\\_tools/multidisciplinary/webofscience/fundingsearch/](http://wokinfo.com/products_tools/multidisciplinary/webofscience/fundingsearch/)

**Source:** Journal Analyzer: <http://thomsonreuters.com/en/products-services/scholarly-scientific-research/research-management-and-evaluation/journal-citation-reports.html>

**Source:** Citation Overview: [https://www.researchgate.net/publication/239314956\\_Citation\\_Analysis\\_Comparison\\_of\\_Web\\_of\\_ScienceR\\_Scopus\\_SciFinderR\\_and\\_Google\\_Scholar](https://www.researchgate.net/publication/239314956_Citation_Analysis_Comparison_of_Web_of_ScienceR_Scopus_SciFinderR_and_Google_Scholar)

**Source:** Exporting Document Metadata: <http://wokinfo.com/media/pdf/qrc/wosqrc.pdf>

# Cost history

<b>Subscription period</b>	<b>Web of Science</b>	<b>Scopus</b>	<b>Total URI spend</b>
9/2013 - 8/2014	\$ [REDACTED]	\$0	\$ [REDACTED]
9/2014 - 8/2015	\$ [REDACTED]	\$ [REDACTED]	\$126,816
9/2015 - 8/2016	\$ [REDACTED]	\$ [REDACTED]	\$130,340
9/2016 - 8/2017	\$ [REDACTED]	\$ [REDACTED]	\$133,961
9/2017 - 8/2018	\$ [REDACTED]	\$ [REDACTED] or less	\$ [REDACTED] or less