

University of Rhode Island

DigitalCommons@URI

Public Services Reports

Public Services

9-2017

Public Services Annual Report 2016-2017

Deborah Mongeau

University of Rhode Island, dmongeau@uri.edu

Follow this and additional works at: https://digitalcommons.uri.edu/lib_ps_rpts

Recommended Citation

Mongeau, Deborah, "Public Services Annual Report 2016-2017" (2017). *Public Services Reports*. Paper 5.
https://digitalcommons.uri.edu/lib_ps_rpts/5

This Annual Report is brought to you by the University of Rhode Island. It has been accepted for inclusion in Public Services Reports by an authorized administrator of DigitalCommons@URI. For more information, please contact digitalcommons-group@uri.edu. For permission to reuse copyrighted content, contact the author directly.

Public Services Annual Report 2016-2017

The past year brought both accomplishments and challenges.

A notable accomplishment was the search and appointment of two new faculty, the first in several years. Harrison Dekker was appointed as Data Services Librarian in January and Bohyun Kim was appointed as Scholarly Technology Librarian in June, to start in August.

Another accomplishment was our official induction into the Boston Library Consortium. Membership offers the University community access to some of the world's first class research collections. Membership also will improve the turn around time and ease of use for interlibrary loan. The implementation of ILLiad (see below) this year was the first step toward this goal.

The makerspace got off the ground with a launch in September. The Media Curator (Angel Ferria) moved to the new makerspace room and the video collection was moved out onto the open stacks on the first floor. There were many tours conducted of the makerspace for interested groups, including the Council of Deans and the URI Foundation Board. Several events showcasing the space along with what can be created were also held. So far it's been a great success with students across the curriculum.

ILLiad was implemented during the year which allows users to initiate their own ILL requests and track them. The lending module was implemented in early spring followed by the borrowing module in May. This also allows us to streamline our requests with our fellow member BLC libraries. Both modules were well received by their respective users.

Improvements to the web site included embedding the search box on the home page rather on a separate page. This involved collaboration and work with several departments on campus as well as with ExLibris.

The new ExLibris UI was also implemented which was positively received by both the Library and the campus.

The chronic problem of getting the patron upload file to work was finally resolved in May thanks to the efforts of Donna Whitford, Application Support Services Manager in ITS as well as Mike Cerbo, Head of Cataloging and Metadata. However a campus network failure at the beginning of July has caused a failure to load and efforts to resolve it are ongoing.

There were several setbacks this year. Due to the elimination of the part time faculty, we were unable to give library instruction to the URI 101 sections. However the number of single session subject specific classes increased.

Another setback was the reduction of hours that the Info and Research Help Desk is open due to the elimination of the part time librarians and a reduction in the student budget. The hours that were eliminated were done so only after serious consideration of the usage data. It has been hard to tell if this has had a negative impact as students often just react with indifference rather than lodge a complaint. However there is anecdotal evidence that the circulation staff has been asked to provide reference service for which they're not qualified to do nor is it their job classification. If they get a

reference question, the circulation staff have been provided with a script directing them to reference services when they are available and will hand out the business cards of the Head of Reference.

Still another setback was the closure of the Government Publications Office by the dean and the transfer of Scott Briggs to Cataloging. This has reduced service but as service is still provided by the Info and Research Help Desk, it's considered equitable service so it still falls within the provisions of USC Title 44.

In staffing, the late evening Circulation staff member was out for most of the fall semester forcing the Library close at midnight instead of 2:00a.m. during that time. Two Circulation staff were out on extended medical leave for the spring semester which left Friday and Saturday evenings unstaffed. IP-1's were hired to fill in.

During the year the CML was staffed solely by GSLIS students under the general supervision of the Chair. In addition no library instruction classes were taught. However, this was a temporary situation until the School of Education is able to hire a Lecturer.

In summary there was a lot of challenges but also a lot of accomplishments. Please read the reports of the individual units to learn more about the Department's accomplishments.

Access Services Annual Report: July 01, 2016 through June 30, 2017

Brian T. Gallagher, Head, Access Services

Sandy Sheldon, Information Services Technician II, Head, Circulation Unit, M-F, 7am to 3pm

Emily Greene, Information Services Technician II, Head, Interlibrary Loan Unit, M-F, 7am to 3pm

- **Mary Anne Sumner**, Information Services Technician I [Circulation, M-F, 8am to 4pm]
- **Liz Smith**, Information Services Technician I [Circulation/Reserves, Sun-Th, 4pm to 12am] **Jeannette McKay**, Information Services Technician I [Circulation, Tu-Sat, 12:30pm to 8:30pm]
- **Garrison Hull**, Information Services Technician I [Circulation/ILL, Tu-Sat, 9am to 5pm]
- **Gayle Johnston**, Information Services Technician I [Circulation/Reserves/ILL, Sun-Th, 6:30pm to 2:30am]
- **Judy Smith**, Information Services Technician I (Circulation/Stacks Coordinator, Sun-Th, 12:30 to 8:30pm)

Circulation, Fall 2016 - The Fall Semester began with a motorcycle accident. While riding her motorcycle in Maine during the Labor Day weekend, Gayle Johnston, our 2am closer, suffered non-life-threatening injuries...but, injuries that demanded months-long recuperation. This meant the Library had to close at 12am instead of 2am between the months of September and November. As the semester reached its mid-range, I asked three of my staff - Liz Smith and Jeannette McKay and Judy Smith - if they could work until 2am during the Mid-Term Exam period, October 11 through October 20. The three of them devised an overtime schedule that worked for them and satisfied our student patrons (both undergraduate and graduate) who, based upon their comments at the Circulation Desk and to the Student Senate, were understandably displeased with the reduced hours. Unfortunately - the week following October 20, Judy Smith slipped at home and broke three ribs - which put her out of work through January 2017. Upon Gayle's return in November, the Library resumed its 2am closings.

Circulation, Spring 2017 - Thankfully, the Spring Semester began with no medical emergencies. However, two extended medical leaves loomed on Circulation's horizon: both Jeannette McKay and Garrison Hull were scheduled for surgeries that would keep them out of work from January through April. This meant that, for the majority of the Spring Semester, Circulation lacked a Friday night closer and coverage for both shifts on Saturday. Wanting to maintain consistency at the Circulation Desk, I strove to fill those service gaps with two temporary employees. With the indispensable assistance of URI's Human Resources, I found and arranged for two people to fill in those service gaps on the Fridays and Saturdays: Sarah Araujo, a recent graduate of GSLIS and former CML and Reference student employee and Carrie Kelly, GSLIS graduate and teaching a LIB250 course during Spring 2017. Sarah worked on Friday and Saturday nights and Carrie worked on Saturday mornings/afternoon. Finally, responding to a request from the Student Senate, the Library expanded the Final Exam hours of the Friday and Saturday at the start of the exams to 2am. Liz and Jeannette and Judy and Sarah agreed to cover the hours, once again coordinating and creating an overtime schedule that would not interfere with their normal schedules.

Circulation, Shout-out - Let it be known that the Circulation staff possesses public service mojo, that, despite the adversities knocking them this way and that way during the Academic Year of 2016/2017, they did what needed to be done, and done good. Fortune favors the bold!

Interlibrary Loan, Summer & Fall & Spring (Tales of ILLiad) - During July and August 2016, I coordinated between URI ITS and Atlas Systems (the company that developed the Interlibrary Loan software ILLiad and manages the training of library staff using that software) and OCLC (the company that oversees the management of ILLiad after the training) to establish the system connections needed for ILLiad implementation. In September 2016, OCLC completed the URI ILLiad Server and Atlas moved to the next stage: up-loading the ILLiad software to the targeted dedicated computers and arranging for training sessions for URI's ILL staff. I arranged for the training sessions to take place in Kingston and for those sessions to include the ILL staff from Narragansett and Providence. The final phase, linking the ILLiad request page to Primo, took the combined efforts and talents of Andrée Rathemacher and Amanda Izenstark and our BLC colleagues (UCONN) and URI ITS (Kathy Faella) and the ATLAS Trainer and myself to complete...but complete it we did. ILLiad went live in June 2017.

Interlibrary Loan, Shout-Out: Reaching that go-live point required epic efforts and Emily Greene (Kingston) and Tawanda Maceia (Providence) and Joyce Downey (Narragansett) proved their heroic Interlibrary Loan skills during that long journey to ILLiad implementation.

**General Circulation Statistics (from Alma)
Initial Check-ins and Renewals, 2016 - 2017**

Materials	Initial Check-outs, 2016.2017	Renewals, 2016.2017
Books, DVDs, Reserves	20,121	3,473
Rooms	16,769	2,343
Laptops	16,570	2,787

**Searches, 2016 - 2017
Mary Anne Sumner**

	Search cards filled out	Search cards found/cleared	Declared Missing
July 2016	102	41	386
August 2016	18	24	36
September 2016	12	2	
October 2016	50	6	
November 2016	13	9	
December 2016	48	8	
January 2017	79	20	39
February 2017	31	10	29
March 2017	220	48	
April 2017	121	61	38
May 2017	10	14	
June 2017	53	2	
TOTALS	757	245	528

**Replacement Books and Cataloging Statistics
Mary Anne Sumner**

Replacement Books	Books With No Record	Books With No Barcode	Total Books With Cataloging Problems
10	36	4	40

Recall Statistics, 2016 -2017

Mary Anne Sumner

Cards Filled Out	URI Recalled Books Returned
1	7

Because the Recall system is now automated, the Cards Filled Out Section is not an accurate reflection of how many recalls are initiated. Special Borrowers - Rhode Island Residents - do need to complete a search card.

Claims Return Statistics, 2016 - 2017

Mary Anne Sumner

	Forms Initiated	Found By Library Searches	Found By Library Patron	Referred To Circulation Head
Claims Returned	9	1	1	7
Claims Returned Billed Books	1	0	0	1
Total Claims Returned Books	10	1	1	8

All Claims Return are searched a total of eight times except for Billed Claims Return, which are searched three times.

Reserves, 2016 - 2017

Liz Smith

	On Fall 2016	Off Dec. 2016	On Spring 2017	Off May 2017	On Summer 2017
Courses	126	128	139	115	25
Library Books	51	62	119	107	1
Personal Books	200	202	183	178	41
Electronic Copies	23	33	19	19	0
Electronic Copies Scanned	2		1		0

Gate Count, 2016 - 2017

Liz Smith

July 2016	16193
August 2016	8005
September 2016	95848
October 2016	121095
November 2016	93481
December 2016	103729
January 2017	39239
February 2017	64533
March 2017	106817
April 2017	109914
May 2017	51085
June 2017	18524
TOTALS	828463

24-Hour Room Count, 2016 - 2017

Liz Smith

July 2016	4641
August 2016	1355
September 2016	27458
October 2016	32384
November 2016	23833
December 2016	31111
January 2017	10392
February 2017	16211
March 2017	27162
April 2017	30938
May 2017	14007
June 2017	10188
TOTALS	201680

e-Devices, 2016 - 2017
The Circulation Students

	Chromebooks	MACs	PCs	Galaxy Tablets	iPads	Scanner Wands	Total checkouts
July 2106	21	N/A	152	N/A	N/A	N/A	173
Aug. 2016	0	N/A	30	N/A	N/A	N/A	30
Sept. 2016	48	N/A	89	N/A	N/A	N/A	144
Oct. 2016	45	172	365	0	0	N/A	377
Nov. 2016	49	247	657	0	1	4	958
Dec. 2016	67	156	667	0	3	0	893
Jan. 2017	19	106	126	0	0	0	251
Feb. 2017	52	393	531	1	8	0	985
Mar. 2017	38	356	558	0	2	0	954
Apr. 2017	79	414	577	0	0	0	1070
May 2017	39	156	265	0	1	0	464
June 2017	21	110	34	0	0	0	165
TOTAL	478	2110	4051	1	16	4	6464

These statistics are based on the filled-out "Electronic Device Loan Agreement Form" that the patrons sign when they request an e-device (the device is then checked out in ALMA). These numbers are all initial check-outs. These numbers do not include instances when a device is exchanged for a similar device because the first device failed to work.

Interlibrary Loan, Lending, 2016 - 2017
 Statistics provided by Emily Greene

Lend	Jul.	Aug.	Sep.	Oct.	Nov.	Dec.	Jan.	Feb.	Mar.	Apr.	May	Jun.	16.17 Total
Ist Search													
Books	111	29	197	153	142	148	224	153	174	140	117	158	1746
Articles	72	129	113	168	180	85	128	126	157	171	167	129	1625
DocLine													
Books			5						3				8
Articles			36			42			28			37	143
LORI													
Books	8	14	5	4	12	10	7	8	21	6	4	3	102
Articles	2		1		1	2		1					7
Email ALA In State													
Books	29	8	58	41	84	43	82	59	103	85	52	63	707
Articles	17	13	31	5	4	5	5	7	8	7	4	11	117
Total	243	252	451	424	445	343	478	379	511	425	387	437	4775

Interlibrary Loan, Borrowing, 2016 - 2017
 Statistics provided by Emily Greene

Borrow	Jul.	Aug.	Sep.	Oct.	Nov.	Dec.	Jan.	Feb.	Mar.	Apr.	May	Jun.	16.17 Total
1st Search													
Books	84	114	171	167	118	101	180	191	175	119	143	128	1691
Articles	65	68	133	154	150	122	63	98	112	74	104	101	1244
DocLine													
Books													
Articles			32			27			37			15	111
Email ALA In State													
Books	29	24	37	18	6	9	13	23	17	13	5	19	213
Articles	17	13	31	5	4	5	5	7	8	7	4	11	117
Total	195	219	404	344	278	264	261	319	349	213	256	274	3376

Interlibrary Loan, 2016 - 2017 Overview
 Emily Greene

Overview	Lending	Borrowing	Total for 2016.2017
Books	2563	1904	
Articles	2209	1472	
Scanned articles for URI Patrons	273		8421

Government Publications Annual Report 2016-2017

The year in review

On June 9, the dean closed the Government Publications Office and transferred Scott Briggs to Technical Services. As the Government Publications Office no longer exists, this will be the last annual report for the office. Statistical data will be reported under the Technical Services annual report but will be forwarded to me to be reported on the Depository Library Biennial Survey and the ACRL Annual Survey. Shelving of tangible government publications will be done through Access Services. Any new cataloging projects will be initiated through the Metadata and Content Management Unit in Technical Services. Outreach will continue to be conducted through the Public Services Department as the Library will still retain its depository status.

Deborah Mongeau

Statistical overview

Receipts (by the piece)

US Hard Copy	3689
US Microfiche	175
US Electronic (not online)	48
US Maps	154
Total US receipts	4066
RI receipts (all formats)	432
Total receipts	4498

Withdrawals

US Hard copy	1190
US Microfiche	38
US Electronic	18
US Maps	100
Total US withdrawals	1428
RI (all formats)	18
Total withdrawals	1528

Net Total Added 2970

Titles cataloged

Marcive monographs 3302

Marcive Serials 264

Marcive online 15152

In-house monographs 1443

In-house serials 46

RetroCon (monographs) 0

Total US titles cataloged 20207

RI titles cataloged 0

Total titles cataloged 25964

University of Rhode Island | University Libraries
Public Services Department | **Instructional Services**

Annual Report
July 2016 – June 2017

The Instructional Services Unit had a busy and productive year providing information literacy instruction for the University of Rhode Island community.

The Bottom Line:

Six faculty librarians and seven Reference Student Assistants, provided information literacy instruction for **5,880** students, faculty, and staff for the period of July 2016- June 2017.

The Instruction Program reached 41% fewer students this past year (compared to 2015-2016), due to a severe reduction in staffing. The loss of three part-time librarians and a 20% reduction in the Graduate Student payroll meant that we could not provide library orientation for the 4,058 members (<http://web.uri.edu/ir/files/fer-fall16.pdf>) of the 2017 freshmen class. Additionally, we are no longer responsible for instruction support for the School of Education's Curriculum Materials Library, although a few custom sessions were taught.

Five Year Look

Academic Year	Total # receiving instruction	Staffing	% Change	Reasons for Change
2012 - 2013	8,450	8 faculty librarians, 3 part-time librarians, 7 grad students		
2013 - 2014	7,915	7 faculty librarians, 1 lecturer, 3 part-time librarians, 7 grad students	6.7% decrease from previous year	Devin on year-long sabbatical, not all URI 101 requested instruction, CML not under our purview.
2014-2015	8,299	8 faculty librarians, 1 lecturer, 3 part-time librarians, 7 grad students	4.8% increase from previous year	Increased # of URI 101 sessions requested.
2015 -2016	10,036	7 faculty librarians, 2 lecturers, 3 part-time librarians, 1 per course instructor, 9 grad students	20% increase from previous year	Increased # of URI 101 sessions requested; Public Services teaching CML classes.
2016 - 2017	5,880	6 faculty librarians, 7 grad students	41% decrease from previous year	Reduced Instruction Staff, No URI 101 Program, EGR 105 Instruction Program change, Reduced CML instruction

Overview

This report covers the results of our teaching for the following academic departments, programs, and the University Libraries' general education credit courses:

Programmatic Instruction provided for:

- Writing & Rhetoric 100 level courses
- Talent Development Pre-Matriculation Program
- EGR 105: Foundations of Engineering 1

Academic Departments and Programs Served:

Twenty-eight academic departments and programs received information literacy instruction, including: African American Studies, Art, Biology, Business, Civil & Environmental Engineering, Economics, Education, Engineering, English, Gender and Women Studies, Health, History, Honors, Human Development & Family Studies, Japanese Language, Library and Information Studies, Mechanical Engineering, Music, Nursing, Psychology, Sociology, Spanish Language, Textiles, Fashion Merchandising and Design, Talent Development, Theatre, URI 101, Women's Studies, and Writing & Rhetoric.

Other Programs: Search Savvy Seminars

University Libraries' Credit Course Offerings:

LIB 150: Search Strategies for the Information Age (3 credits)

LIB 250: Information Research Across Disciplines

LIB 350: Current Issues of the Information Age (3 credits)

Staffing

- Public Services Department Faculty who provided instruction 2016-2017 includes Professors Devin, Gallagher, Izenstark, Kinnie, Larsen, MacDonald and Mongeau, and per course instructor, Kelly.
- Grad students who provided instruction: Sara Araujo, Thomas Baer, Marisca Moteleski, Samuel Simas, Gretchen Sotomayer, Alicia Vaandering, and Chelsea Watts.

Highlights of the Year

- Good news! Since the last full NEASC report (2007) we have increased instruction outreach to upper level courses, which was a goal of ours following that report. (see end of this report for comparison)
- 2,254 students in 98 sections of *WRT 104: Writing to Inform and Explain* and *WRT 106: Introduction to Research Writing* visited the library for library instruction.
- 2,038 students participated in 82 subject specific, custom information literacy instruction sessions ranging across twenty-eight academic departments and programs.
- 500 students of *EGR 105: Foundations of Engineering I* engaged in two information literacy instruction sessions each, for a total of 16 hands-on labs. (Coordinated and taught by Larsen assisted by Reffies).
- 326 (x2) Talent Development Summer Scholars participated in two sessions each of basic information literacy, totaling 42 instruction sessions.
- 83 members of the URI community attended 14 Search Savvy Seminars, coordinated by Izenstark.

- Kinnie provided instruction for two Rhode Island high school groups (students enrolled in WRT 104): East Providence High School and Westerly High School.
- Kinnie, Larsen, and MacDonald participated in several General Education Assessment Academy workshops.
- Kinnie and Izenstark continue to improve and update the *InfoRhode* Tutorials, following changes made to Ex Libris Primo.
- Larsen continues to coordinate and expand the EGR 105 IL program becoming the second fully scaffolded information literacy program.
- MacDonald and Izenstark published two editions of *Instruction@ the Libraries*.

Instructional Programs in Brief:

URI 101 Library Experience

URI 101 Library Sessions	Fall 2016
Sessions taught	2
Students	38

WRT Program – Coordinated by Jim Kinnie

In 2016 - 2017 the librarians taught **xx** sessions for WRT 104/106 course sections reaching a total of 2,254 students.

WRT Information Literacy Program	# Class Sessions	# Students
Fall 2016		
WRT 104	36	828
WRT 106	16	368
Spring 2017		
WRT 104	33	759
WRT 106	11	253
WRT 104/High School		
Westerly HS (<u>Sept 19 2016</u>)	1	40
East Providence HS (Nov 10 2017)	1	35
Totals	98	2,283

EGR 105: Foundations of Engineering – Coordinated by Peter Larsen, taught by Larsen and Reffies

EGR 105	Class Sessions	# Students
Labs	16	500
Totals	16	500

Talent Development Scholars Summer Program

In June 2017, librarians provided library instruction for 326 Talent Development Summer Program Scholars. Librarians Jim Kinnie, Peter Larsen, Mary MacDonald, Carrie Kelly, and GSLIS "Reffie" students: Marisca Mozeleski, Sam Simas, Rick Tavares, and Alicia Vaandering, and Chelsea Watts.

Talent Development	Class Sessions	Students
Library Tour/Catalog	22	326
Book and Evaluation	22	326
Totals	44	652

2016-2017 Subject-Specific Customized Instruction Sessions
Breakout by Course Levels

Course Level	Number of Sessions	Number of Students
100 level	24	775
200 level	7	228
300 level	25	613
400 level	18	320
500+	8	102
Total	82	2,038

Search Savvy Seminars	Sessions	Participants
	25	159

Credit Bearing Courses 2016 - 2017

Ten credit-course sections: 5 LIB 150, 1 LIB 250 & 2 LIB 350 sections for a total of 179 students enrolled in Library Public Service Department LIB credit-courses.

LIB Credit Courses (3 credits)

Faculty: Izenstark, Kinnie, Larsen, MacDonald, Per course instructor: Kelly

Fall 2016	# sections	# students
LIB 150	2	47
LIB 250	1	15
LIB 350	1	8
Spring 2017		
LIB 150	3	72
LIB 350	1	18
Summer 2017		
	2	34
Total LIB COURSES - ALL SECTIONS	10	194

Comparison of One-shot Instruction by Course Levels: 2007-2008 to 2016-2017 (not including URI 101 or WRT)

Note: More sessions were taught in 2007 when we had more librarians who taught. However the distribution of instruction over the levels is improving.

<u>Course Level</u>	<u># of one-shot classes</u> <u>2007 - 2008</u>	<u># of one -shot classes</u> <u>2016 - 2017</u>
100	50	24
200	11	7
300	29	25
400	27	18
500/600	20	8
Totals	137	82

Submitted by:
Mary C. MacDonald
Head of Instructional Services
7/5/17

Note: This report includes information from reports submitted by Jim Kinnie and Peter Larsen.

**Media & Makerspace
Annual Report 2016-2017**

This report contains the Media and Makerspaces Annual Reports.

Media

As the Media position responsibilities shifted to managing the makerspace, in June 2016, most of the DVD and Blu-ray collection was transferred into locking cases and moved to stacks in Reference on the first floor. Permanent and Course Reserve titles were moved to behind the Circulation desk. Requests and reserves are still managed by the position, however circulation of the physical items is overseen by the Circulation desk.

Collection Development

Approximately 324 titles were purchased. Faculty (roughly 25) requested titles across a broad spectrum: most recent blockbusters, foreign-only releases, classic documentaries and therapy sessions, to name a few. These purchases were supplemented with titles selected by the Media Curator. Updating the VHS collection to DVD continues when possible.

Streaming titles through Kanopy (www.kanopy.com) continues, with titles being selected based on those most often used in the collection. The collection currently consists of 14 inventoried titles (one being the California Newsreel Collection, which contains multiple titles). Decisions regarding title renewal are based on analytics provided through the Kanopy dashboard and documented use of reserves.

Reserves

- Fall 2016 - 179 items/38 courses
- J-Term - ~30 items/3 courses
- Spring 2017 - 149 items/20 course

Streaming Titles

The 14 streaming titles (including the California Newsreel Collection), garnered a total a 1,316 "plays", a 125% increase in viewership over the 2015-2016 year (for the same titles). The five most viewed titles were:

Title	Number of Plays
<i>In Sickness and in Wealth</i>	244

<i>The Mask You Live In</i>	151
<i>Fighting Back (1896-1917)</i>	93
<i>Race - The Power of an Illusion</i>	92
<i>Battleship Potemkin</i>	80

Instructors continue to borrow the physical DVD for classroom showings, despite the fact that their title is available streaming. When questioned they continue to report 'they did not trust the classroom internet connection and were bringing the DVD as backup'.

Streaming on Campus

There continues to be no University supported streaming solution, however, requests from instructors for such a service has declined.

Micro-form Collection

The micro-form collection was moved to the lower level over the summer in 2016. The digital microfilm reader was moved to interlibrary loan, as they were primary users and the option of having digital scans requested by form was added as a service. The four analog micro-form machines were moved to the lower level. In June a technician fixed 2 machines that were having an issue.

Oversight of the machines and shelving of microfilm was picked up by Circulation. Statistics for microfilm use and machine status were not kept.

Makerspace

__Space.URI completed the first academic year this May. Open 71 hours a week and staffed by 12 undergraduates the makerspace opened in Fall 2016 with both student staff and student users learning how to use the equipment.

Equipment/Software

Equipment: 3D printers (Cube, Duplicator 4, Prusa i3, Prusa i3 MK2, 3DP Workbench), Laser Engraver/Cutter, Vinyl Cutter, Robotic Arm, CNC

Software: Solidworks, Rhinoceros 3D, Simplify3d, SAS, SPSS, ArcGIS

Stats

Treating the Fall semester as a learning period, it was not until Spring 2017 the makerspace began taking some stats and monitoring door counts.

Print Jobs - 387 (roughly)

Door count - 70 people a day (average)

Program attendees - 80 (programs: painting rams, etching a rock, vinyl cutting, origami)

Equipment trainings - 14 people were trained on using the laser engraver

Class visits - 4 (BUS, ART, CHE)

Student club tours - 5

Demographics - While not strictly counted, a rough idea of user academic affiliation could be determined by print job statistics. By these measures users for the Spring semester were EGR 55%, CELS 15%, ARTS 10%, Other 20% (some projects identified as: NUR, Mar. Bio., Unv. Coll., BUS and OCE)

Other Discoveries

Located next to the Active Learning Classroom, the makerspace served as tour stop for groups from the Foundation and Business Engagement Center, as well as various campus visitors stopping by out of curiosity.

The space was utilized by both the Foundation and Marketing as a filming location for snippets of promotional videos.

Grants and Awards

We are in the process of submitting a Champlin Proposal for a LIDAR scanner in collaboration with Prof. Bridget Buxton and Jeff Ulricksen of Property and Support Services. The proposal identifies scanning projects both on and off campus.

Presentations

"State of __Space". Presented in Galanti for URI Community. May 2017

"__Space.URI: Pulling People Together" Center for Networked Information. Washington, DC, Dec. 2016.

Submitted by : Angel Ferria, Curator

Reference Annual Report 2016/17

The Information and Research Help Desk was staffed by a professional librarian and a graduate student for most of the Fall and Spring Semesters and by either a professional librarian or a graduate student for the remainder of the time. The Tech Help Desk is staffed intermittently by undergraduate students hired and trained by the Classroom Media Assistance supervisors from Information Technology Services, generally during the Fall and Spring semesters only. Due to budget cuts and shifting Library priorities, the Information and Research Help Desk schedule was cut back in both the Fall 2016 (eliminating Friday and Saturday coverage) and Spring 2017 (eliminating Sunday day and morning overlap coverage). The desk is currently open Sunday 4-8pm and Monday- Thursday 9am-8pm during periods when classes are in session.

Statistical Overview

As in past years, statistics were gathered on the number of reference questions answered at the new reference desk and through personal email and consultation. The sample was obtained by tallying all questions answered during the months of July, October and February. These months were selected in order to provide sample statistics from each semester as well as from the summer school session.

Reference Statistics

Type	13/14	14/15	15/16	16/17
Telephone	316	124	410	245
Directional	902	782	3555	2230
Instructional/Reference	1510	1147	4280	3318
IM	382	606	1150	892
Email	90	--	118	119
Consultation	21	48	100	96
Total	3221	2707	10513	6890

Note that there was a significant change in reporting starting with the 14/15 year. The number of questions recorded has increased dramatically after a sharp drop the previous year. This is likely to do with faculty and graduate students becoming more familiar with the process, and an effort to record every transaction. Comparing the old data and new data is difficult, due to reconceptualization of Reference statistics. "Directional" questions are now subsumed under READ Scale 1, while "Consultations" are READ Scale 5 and 6. This is not a precise match, but it is a rough correlation. Note also that the recorded IM numbers do not match up with those maintained by Prof. Izenstark.

Given that the desk hours were cut by 16 hours a week (25%), it is unsurprising that questions were down by between 20 and 40% depending on category, with roughly one third fewer questions overall. Note that the email and consultation categories did not experience significant reductions, possibly because those are done away from the desk as often as not. The message, drastically reducing hours will drastically reduce questions, is not hard to see.

Staffing

Reference service continues to be hampered by lack of staff. The loss of permanent and temporary faculty positions have put increasing strain on the ability of the library to provide point of need assistance to users. Furthermore, the graduate student budget is inadequate for the mission that the Reference and Instruction Units are being asked to fulfil, especially if there is another pay raise for graduate students with no additional funds provided by the University. These shortages have already resulted in a sharp decrease in desk hours since Summer 2016, with the gap increasing each semester following cuts. August 2017 will be the first period when there will be no desk coverage at all.

The situation is becoming critical, and the desk will certainly experience unplanned closures due to staff shortages in the next year. The Department needs to consider the possibility of employing undergraduates for at least some of the desk hours, accepting that service will be significantly weaker for it. This will likely result in weaker service overall, but with 80 to 90% of questions falling into READ categories one through three, it may be possible to train an under graduate staff to "triage" questions. It is unclear whether a move to a new model would save money or scheduling in the long run, but, given the financial reality the Department may, at least, want to explore models.

Projects

Part-time Reference faculty and graduate student Reference Assistants are also given projects to work on during slow periods at the Reference Desk. The graduate student Reference Assistants worked on collection development, assessment for the WRT and EGR library instruction sessions, LibGuides updating, statistics processing, and other diverse projects. The training that the students receive makes these projects not only useful for the unit but also a bonus to the students, enhancing the unit's teaching mission. The Significant reduction in "double staffing" hours has caused reduction in the graduate students' productivity, as they are less likely to have "free time" from assisting patrons to complete projects.

Reference Collection

Work continued on the development of the Reference Collection under the leadership of Jim Kinnie. The Department decided to experiment with electronic delivery of reference materials, subscribing to the Credo platform as part of the reference monograph expenditures. We hope that this will reduce the need to buy subject-specific encyclopedias, allowing the budget to be used for more significant purchases. The Department needs to consider whether cutting back the Reference budget for "niche" recourses with a low probability of regular use, to free funds for more critical collection-building elsewhere.

Submitted by

Peter Larsen
Head of Reference and Health Sciences Librarian
3 July 2017

PS Web Annual Report 2016-2017

Summary: Fall of 2016 was fairly stable regarding the Libraries' web presence and LibGuides. Spring of 2017 involved preparations for the transition to a new catalog interface and changes to the Libraries' home page.

Website

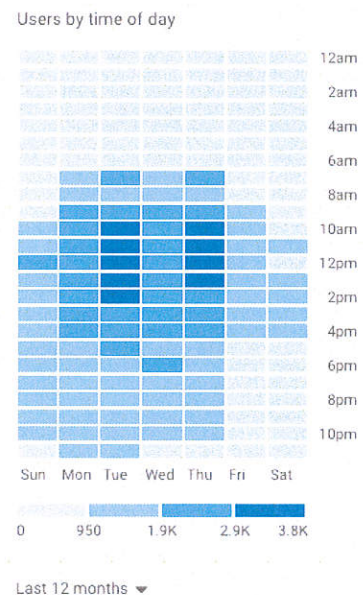
In July of 2016, the Dean shared a number of suggestions that appeared to come from an unnamed outside consultant. Although some of the suggestions were useful, the timing was such that no changes could be made until winter break at the earliest so that instructional materials would be able to be updated before classes began in January. Communications and Marketing had other high priority projects, however, and as the suggestions required the use of JavaScript on the home page, IT also needed to work with Communications and Marketing to make changes. Rathemacher and I held several meetings with reps from Communications and Marketing, and the inclusion of a search box and the removal of some redundant links finally took place in mid-May.

Brief Google Analytics Summary (See files 16-17 GA Top 25 Pages, 16-17 GA Desktop-Mobile-Tablet): Unlike last year, this year's numbers were consistent. Usage of the website reflected academic and weekly patterns observed in previous years. (Last year included some error that URI's GA folks were unable to explain – it appeared that no one was using the website whatsoever in May and June.)

Some interesting elements to consider from the Google Analytics Reports:

- 88.7% of users are visiting us using desktops/laptops, 9.2% on mobile devices, and 2.1% on tablets.
- Times of most visits to the Libraries' web site:
 - Sunday 10am to 10pm (busiest at 11am)
 - Monday 7am to 11pm (busiest 9am-4pm)
 - Tuesday 7am to 11pm (busiest at 7am and from 9am-5pm; peaking 11am-3pm)
 - Wednesday 7am to 10pm (busiest 9am-5pm)
 - Thursday 7am to 10pm (busiest at 7am and from 9am-5pm; peaking 11am-2pm)
 - Friday 9am-4pm
 - Saturday 11am and 12pm to 4pm

When do your users visit?



- The most visited Library subpages are:
 - Articles & Databases
 - Hours
 - Pell
 - Tools
 - Contact
 - Services
 - About
 - Reference & Research Help
 - Collections

Primo Catalog - URI Libraries Search

I continued my work regarding problems with and changes needed to the new URI Libraries Search. This required gathering detailed problem information from patrons and front-line librarians, generating reproducible documentation of issues, using Ex Libris's Salesforce instance to report and follow-up on issues, and subsequent testing to verify that issues were resolved.

In August of 2016, Ex Libris released a new user interface. At the initial release, it was still quite buggy and had numerous accessibility issues. As such, the department decided to revisit changing the UI in the early Spring. Given the number of improvements, the department decided to transition to the new UI in May, and we went live on May 15. The survey that had previously gathered user feedback on the catalog received a few positive comments and some areas where tweaks to usability could be made. We worked with Ex Libris to adjust accordingly.

Attached are two reports. One, titled **16-17 Primo Usage**, provides an overview of activities and actions researchers engaged in with the catalog. The other, **16-17 Popular Searches** shows the popular searches for the last academic year, and, for comparison, includes 2015-2016.

The charts in **16-17 Primo Usage** provide 15 months of data; we switched to the new UI in May, so having these earlier months available for comparison is useful.

Overall, the Basic Search was the most frequently performed action, followed by the Advanced Search, and then the A-Z list of Journals. Interestingly, May, June, and July of 2017 show minimal use of the A-Z list, which is likely the result of it not being wholly integrated into the new UI. Users can access it from any page of the catalog, however, and the main page of the website.

There is a significant difference in the activities listed under “Non-search Actions.” This is because the new UI does not include the “Details” tab, which was the primary location of bibliographic information in the previous UI. It has been replaced by “Display full record.” Some patrons still have the old UI bookmarked on their computers, so there are still some actions in the current months that refer to the old UI.

LibGuides

I provided training sessions for student workers. I also provided support for those developing and updating LibGuides.

After the transition to the new UI for the URI Libraries Search, many screenshots and LibGuides needed updating.

As of July 2017, we have 339 published guides, which received 237,741 views over the past 12 months. The ten most popular guides for 2016-2017 were:

1. Welcome to LibGuides @ the University of Rhode Island!
2. General and Reference - Articles & Databases
3. Citing Correctly and Avoiding Plagiarism
4. Health Sciences - Articles & Databases
5. Getting Started @ The Libraries
6. Fair Use and Copyright for Online Education
7. Social Sciences - Articles & Databases
8. Using the Internet for Research
9. How to Create a Historiography
10. Circulation

Social Media

With the Summer 2016 loss of the Lecturer who assisted with much social media engagement, the rate and types of posts on social media decreased for 2016-2017. Katie Leahy regularly posted on and helped maintain the Libraries’ social media presences on Facebook, Twitter, and Google+. Due to the lack of patron engagement with our Tumblr presence and having less capacity to manage social media, Katie and I decided to terminate the Tumblr account during the late summer of 2016. During the past year, the Library experienced a period with hours decreased due to staffing, and Brian Gallagher shared numerous helpful and relevant updates on these issues.

As a side note, __space.uri and the student liaison hired by the Library Administration have established their own social media presences and are solely responsible for the content and maintenance of their respective sites.

Statistics

Attached are the following documents providing basic statistics:

- 16-17 GA Overview – Shows general hits and popular pages as collected by Google Analytics.
- 16-17 GA Desktop-Mobile-Tablet – Shows how users access the website.
- 16-17 GA Top 25 Pages – 25 most visited pages on the Libraries Website
- 16-17 Primo Usage
- 16-17 Primo Popular Searches
- 16-17 Library Rank on URI Pages
- 16-17 LibGuides Stats

Future Work

With the loss of our part timers and lecturers, who performed much of the updating and maintenance on existing LibGuides, additional updating and maintenance needs to be undertaken in the future. Additional website refinements should be considered to improve the aesthetics and help users connect with what they need in an efficient manner.

Other Considerations

The Libraries' website remains URI's 9th most frequented page, but there is no direct link to the Libraries' website other than the one hidden under the Academics menu. URI site search data show that "library" is the second most frequently searched term on the University's website (after eCampus - in 15-16 "library" was the most frequently searched term), a clear sign that a link to the Libraries should be more prominent. For many years, we have advocated for more prominent placement, to no avail.

It is worth reiterating to the University's web developers that unlike traditional websites that seek to keep users on their pages or turn users' interactions into shares or purchases, we want our users to **leave** our website. Clicks on our catalog or searches in our databases connect users with what they want. Lingering on our site does not help them achieve their research and educational goals.

Amanda Izenstark
July 2017

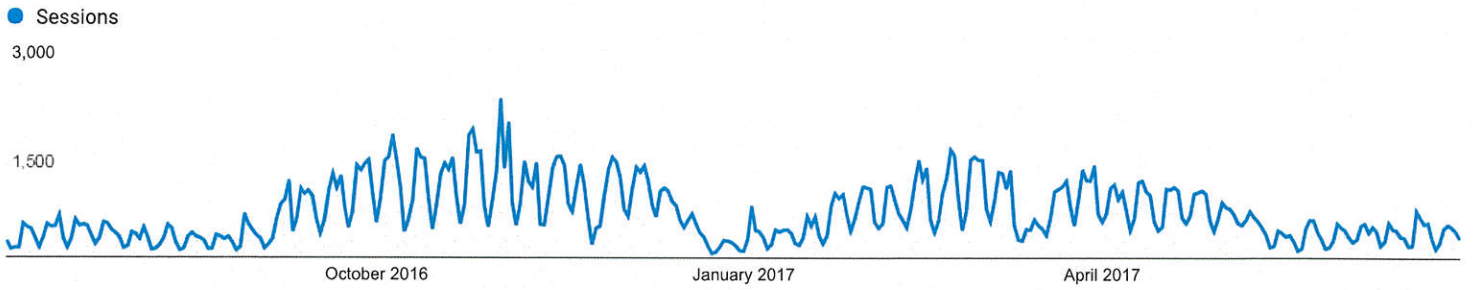
Overview

Jul 1, 2016 - Jun 30, 2017

All Users
100.00% Sessions

Explorer

Summary



Device Category	Acquisition			Behavior			Conversions		
	Sessions	% New Sessions	New Users	Bounce Rate	Pages / Session	Avg. Session Duration	Goal Conversion Rate	Goal Completions	Goal Value
	229,480 % of Total: 100.00% (229,480)	22.99% Avg for View: 22.99% (0.00%)	52,750 % of Total: 100.00% (52,750)	66.99% Avg for View: 66.99% (0.00%)	1.97 Avg for View: 1.97 (0.00%)	00:02:58 Avg for View: 00:02:58 (0.00%)	0.00% Avg for View: 0.00% (0.00%)	0 % of Total: 0.00% (0)	\$0.00 % of Total: 0.00% (\$0.00)
1. desktop	203,049 (88.48%)	21.77%	44,212 (83.81%)	65.70%	2.05	00:03:14	0.00%	0 (0.00%)	\$0.00 (0.00%)
2. mobile	22,737 (9.91%)	31.78%	7,225 (13.70%)	77.77%	1.37	00:00:50	0.00%	0 (0.00%)	\$0.00 (0.00%)
3. tablet	3,694 (1.61%)	35.54%	1,313 (2.49%)	71.44%	1.50	00:01:14	0.00%	0 (0.00%)	\$0.00 (0.00%)

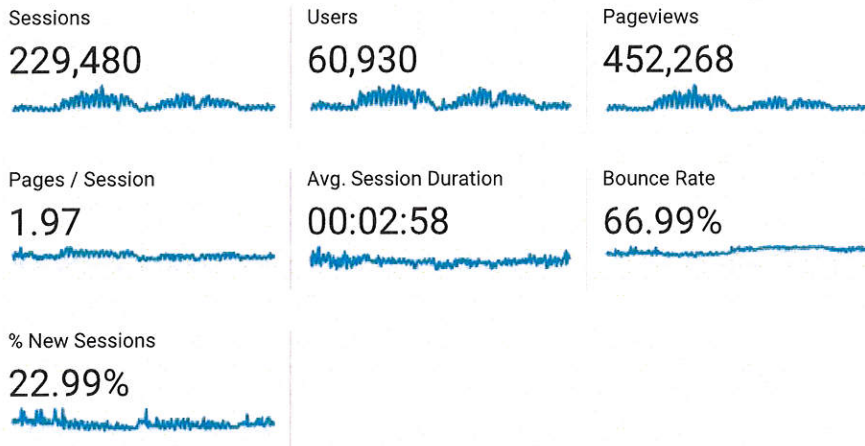
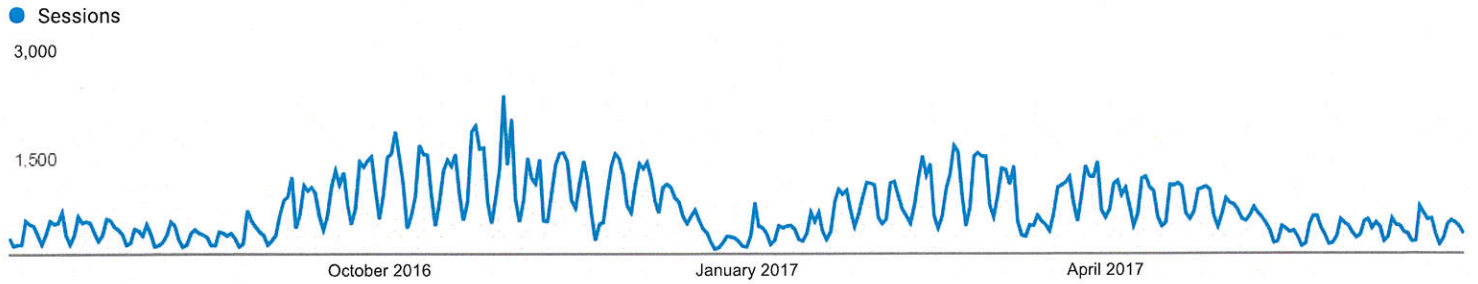
Rows 1 - 3 of 3

Audience Overview

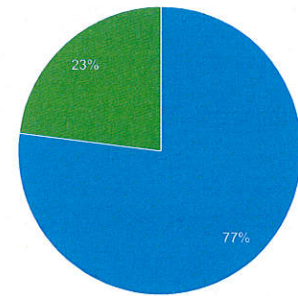
Jul 1, 2016 - Jun 30, 2017

All Users
100.00% Sessions

Overview



Returning Visitor New Visitor



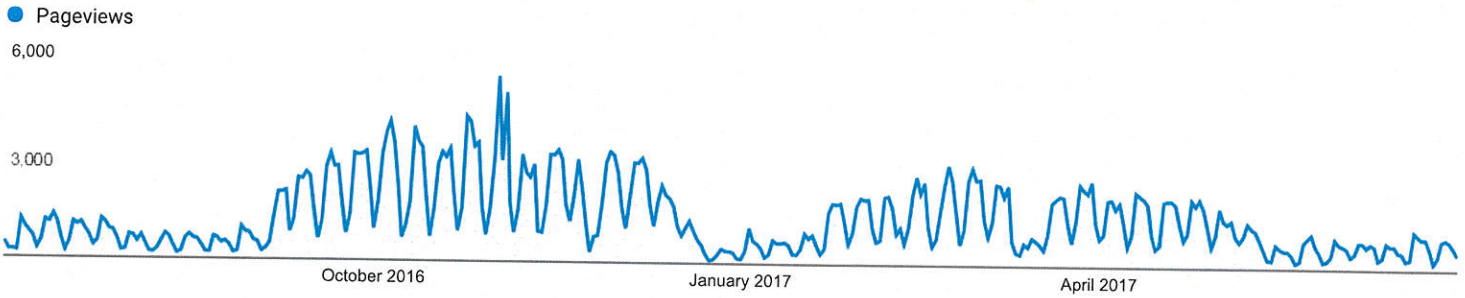
Language	Sessions	% Sessions
1. en-us	224,312	97.75%
2. en-gb	1,072	0.47%
3. en	831	0.36%
4. zh-cn	515	0.22%
5. de	269	0.12%
6. de-de	211	0.09%
7. ko	170	0.07%
8. fr	167	0.07%
9. en-ca	115	0.05%
10. es	104	0.05%

Pages

Jul 1, 2016 - Jun 30, 2017

All Users
100.00% Pageviews

Explorer



Page	Pageviews	Unique Pageviews	Avg. Time on Page	Entrances	Bounce Rate	% Exit	Page Value
	452,268 % of Total: 100.00% (452,268)	284,297 % of Total: 100.00% (284,297)	00:03:03 Avg for View: 00:03:03 (0.00%)	229,479 % of Total: 100.00% (229,479)	66.99% Avg for View: 66.99% (0.00%)	50.74% Avg for View: 50.74% (0.00%)	\$0.00 % of Total: 0.00% (\$0.00)
1. /library/	304,786 (67.39%)	171,162 (60.21%)	00:03:07	167,163 (72.84%)	64.36%	45.26%	\$0.00 (0.00%)
2. /library/articles-databases/	72,507 (16.03%)	49,931 (17.56%)	00:03:31	23,761 (10.35%)	69.66%	63.66%	\$0.00 (0.00%)
3. /library/hours/	21,105 (4.67%)	18,895 (6.65%)	00:02:59	15,184 (6.62%)	84.11%	80.32%	\$0.00 (0.00%)
4. /library/pell/	6,063 (1.34%)	4,074 (1.43%)	00:08:08	3,816 (1.66%)	68.63%	63.57%	\$0.00 (0.00%)
5. /library/tools/	5,024 (1.11%)	3,937 (1.38%)	00:01:33	928 (0.40%)	56.68%	44.53%	\$0.00 (0.00%)
6. /library/contact/	3,417 (0.76%)	2,653 (0.93%)	00:00:47	677 (0.30%)	53.03%	27.95%	\$0.00 (0.00%)
7. /library/services/	3,331 (0.74%)	2,783 (0.98%)	00:01:12	814 (0.35%)	57.62%	39.96%	\$0.00 (0.00%)
8. /library/about/	3,105 (0.69%)	2,500 (0.88%)	00:00:28	448 (0.20%)	37.95%	17.91%	\$0.00 (0.00%)
9. /library/reference-research-help/	2,783 (0.62%)	2,443 (0.86%)	00:01:52	1,605 (0.70%)	77.45%	61.26%	\$0.00 (0.00%)
10. /library/collections/	2,434 (0.54%)	1,906 (0.67%)	00:01:25	725 (0.32%)	55.72%	44.74%	\$0.00 (0.00%)
11. /library/contact/lastname/	1,732 (0.38%)	1,443 (0.51%)	00:01:52	621 (0.27%)	60.55%	50.69%	\$0.00 (0.00%)
12. /library/government-publications/	1,472 (0.33%)	1,286 (0.45%)	00:03:13	1,185 (0.52%)	86.33%	81.93%	\$0.00 (0.00%)
13. /library/cce/	1,380 (0.31%)	1,284 (0.45%)	00:02:04	943 (0.41%)	64.48%	65.58%	\$0.00 (0.00%)
14. /library/technical-services/	1,370 (0.30%)	1,249 (0.44%)	00:02:47	910 (0.40%)	82.42%	71.17%	\$0.00 (0.00%)
15. /library/galanti-lounge/	1,278 (0.28%)	1,166 (0.41%)	00:03:11	738 (0.32%)	84.82%	70.27%	\$0.00 (0.00%)
16. /library/help/	1,121 (0.25%)	881 (0.31%)	00:01:30	158 (0.07%)	35.44%	31.67%	\$0.00 (0.00%)
17. /library/public-services/	1,108 (0.24%)	958 (0.34%)	00:01:37	549 (0.24%)	80.69%	55.51%	\$0.00 (0.00%)

21.	/library/collection-management/	903 (0.21%) (0.20%)	715 (0.28%) (0.25%)	00:03:24	594 (0.05%) (0.26%)	71.89%	63.90%	\$0.00 (0.00%)
22.	/library/carothers-building-directory/	781 (0.17%)	685 (0.24%)	00:01:10	481 (0.21%)	54.68%	54.03%	\$0.00 (0.00%)
23.	/library/selectors/	773 (0.17%)	678 (0.24%)	00:01:41	130 (0.06%)	72.31%	44.89%	\$0.00 (0.00%)
24.	/library/contact/departmental-directory/	643 (0.14%)	564 (0.20%)	00:00:55	150 (0.07%)	85.33%	42.61%	\$0.00 (0.00%)
25.	/library/im-urilibrarian/	629 (0.14%)	563 (0.20%)	00:02:52	107 (0.05%)	73.83%	49.92%	\$0.00 (0.00%)

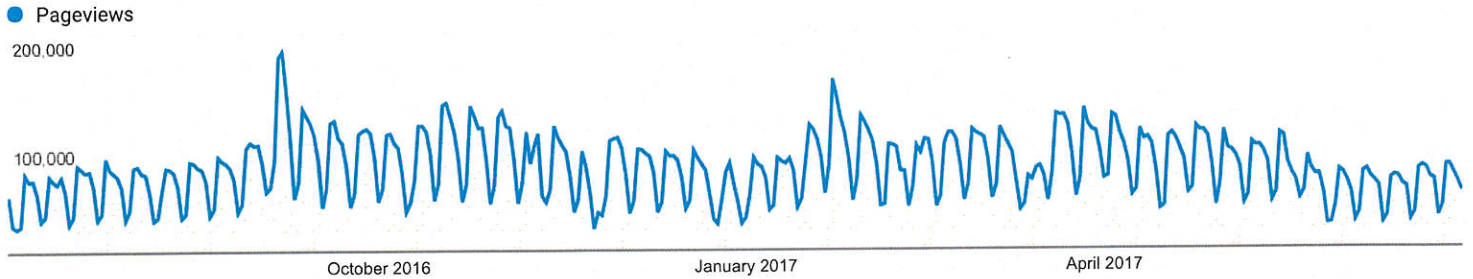
Rows 1 - 25 of 401

Jul 1, 2016 - Jun 30, 2017

Overview

All Users
100.00% Pageviews

Overview



Pageviews
27,604,660

Unique Pageviews
21,610,068

Avg. Time on Page
00:01:45

Bounce Rate
54.69%

% Exit
39.36%

Page	Pageviews	% Pageviews
1. /www.uri.edu/index.html	3,136,655	11.36%
2. /web.uri.edu/ecampus/student-access/index.html	1,818,949	6.59%
3. /web.uri.edu/ecampus/index.html	1,416,298	5.13%
4. /my.uri.edu/index.html	607,557	2.20%
5. /web.uri.edu/its/uri-email/index.html	492,683	1.78%
6. /www.uri.edu/search?searchsubmit=Search	442,410	1.60%
7. /directory.uri.edu/index.php?SearchType=people	352,458	1.28%
8. /web.uri.edu/ecampus/faculty-staff-access/index.html	331,881	1.20%
9. /web.uri.edu/advising/majors/index.html	322,984	1.17%
10. /web.uri.edu/library/index.html	301,079	1.09%

Popular Searches - July 1, 2016 - June

Search String	Searches	Results	Month (date)
"portuguese cooking"	47	43	Oct 2016
1776	29	32,026	Sep 2016
1984	31	3,904,934	Jun 2017
abortion	28	97,274	Feb 2017
adult learning models	40	6,694	Sep 2016
aesthetics and noise barriers	82	2	Nov 2016
alarm fatigue	61	841	Sep 2016
alice walker	44	12,474	Feb 2017
american tuna	27	7,543	Feb 2017
an anisotropic theory of continuum damage	41	1,269	Jun 2017
an infinity of nations	42	10,648	Feb 2017
an infinity of nations	37	11,446	Mar 2017
animal testing	37	232,950	Feb 2017
antiquities and looting	32	1,723	Apr 2017
atlas of new librarianship	49	25	Aug 2016
bilbao new york bilbao,kirmen uribe	28	7	May 2017
bio 262	39	424	Oct 2016
biomedical	118	26,815	Nov 2016
biomedical applications of nanotechnology	35	22,816	May 2017
biomedical engineering	104	6,248	Nov 2016
biomedical engineering	71	58,758	Nov 2016
biomedical engineering handbooks,	147	16	Nov 2016
biomedical handbook	36	2,247	Nov 2016
black interiority	70	4,867	Jun 2017
blackfoot ways of knowing	39	380	Apr 2017
bonds of alliance	60	48,326	Feb 2017

Popular Searches - July 1, 2016 - June

Search String	Searches	Results	Month (date)
brethren by nature	41	491	Sep 2016
brethren by nature	37	494	Oct 2016
caffeine and health	34	51,584	Jun 2017
caffeine health	94	121,030	Jun 2017
caffeine health	57	1,983	Sep 2016
caffeine,health	41	31,257	Jun 2017
caffine health	29	36,708	Jun 2017
charlotte perkins gilman	37	2,229	Apr 2017
cheese	51	143,497	Feb 2017
chemical communications	97	335,646	Jun 2017
china	29	4,362,948	Feb 2017
chintown	29	1,618	Sep 2016
clara barton	32	1,996	Sep 2016
climate change	31	655,930	Nov 2016
climate change	28	420,372	Jan 2017
clinical trial of plasma exchange and high-	26	9	Feb 2017
compassion fatigue	34	2,515	Jul 2016
compassion fatigue	28	2,998	Nov 2016
compassion fatigue	27	2,405	Sep 2016
continuum damage mechanics	31	19,622	Jun 2017
correspondence / women	29	412	Feb 2017
developmental biology	72	24,909	Apr 2017
early literacy	30	11,823	Oct 2016
earth and human hands	28	150,620	Jun 2017
earth in human hands	116	501,520	Jun 2017
earth science	34	674,666	Jun 2017
econometrics informing natural resources	47	179	May 2017

Popular Searches - July 1, 2016 - June

Search String	Searches	Results	Month (date)
effects of medication on anxiety	39	86,971	Apr 2017
electoral college	27	16,125	Mar 2017
elephant poaching	29	3,092	Mar 2017
energy economics	45		May 2017
engineering systems	230	391,947	Nov 2016
engineering systems: meeting human needs	55	3,388	Nov 2016
engineering systems: meeting human needs	58	828	Nov 2016
equiano	31	186	Sep 2016
evolution	30	114,977	Nov 2016
facing east from indian country	115	38,311	Feb 2017
facing east from indian country	50	37,021	Jan 2017
federico garcia lorca	28	454	Mar 2017
firsting and lasting	53	354	Apr 2017
fish primary production tropical trophic	27	1,756	May 2017
fluency / economy	48	10,435	Dec 2016
flush times and fever dreams	35	27	Nov 2016
further studies on the overwintering and	38	20	May 2017
further studies on the overwintering and	38	19	Jun 2017
gambling	45	116,169	Feb 2017
garcia lorca	41	1,763	Oct 2016
gender wage gap	34	20,925	Feb 2017
global warming	29	334,149	Mar 2017
global warming	27	291,397	Sep 2016
global warming and polar bears	26	790	Sep 2016
great migration	79	21,816	Jul 2016
grinspoon	36	1,270	Jun 2017
group study	26	2,565,328	Dec 2016

Popular Searches - July 1, 2016 - June

Search String	Searches	Results	Month (date)
group study room	113	16,363	Dec 2016
group study room	36	15,087	Nov 2016
group study room	27	15,290	Oct 2016
group study rooms	112	2,966	Dec 2016
group study rooms	53	2,799	Nov 2016
group study rooms	29	2,820	Oct 2016
handbook biomedical	486	5,323	Nov 2016
happiness	33	141,185	Feb 2017
hbcu	56	738	Oct 2016
health affairs	31	55,123	Mar 2017
health affairs	25	23,130	Apr 2017
hispania	26	23,433	May 2017
human organization	33	21,953	Nov 2016
hyperspectral microscopy as an analytical	97	93	Jun 2017
informed consent	53	476,521	Jun 2017
internet of things	31	659,735	May 2017
japan and culture	34	111,695	Feb 2017
japan and culture	29	6,262	Oct 2016
journal of asian studies	40	44,381	Feb 2017
journal of asian studies	26	54,741	Mar 2017
journal of documentation	43	10,569	Oct 2016
journal of economic literature	48	19,345	Sep 2016
journal of the american society for	41	6,398	Sep 2016
journal of the american society for	32	5,442	Sep 2016
journal of tribology	223	487	Nov 2016
kenneth bollen structural equations with	36	712	Jun 2017
la buena nueva	27	852	Sep 2016

Popular Searches - July 1, 2016 - June

Search String	Searches	Results	Month (date)
language and languages study and teaching	25	2,103	Feb 2017
larval and juvenile cephalopods: a manual	70	57	Jun 2017
library	40	307,968	Mar 2017
library and information science research	32	296,033	Mar 2017
library and information science research	30	251,372	Feb 2017
media and elections	87	298,010	Jun 2017
media conglomerates	33	8,325	Oct 2016
media election	58	1,106,003	Jun 2017
media elections	236	939,056	Jun 2017
media impact elections	52	293,430	Jun 2017
media,elections	107	367,265	Jun 2017
middle passage ceremonies and port	26	516	Jun 2017
miss representation	30	105,807	Mar 2017
modern china	30	83,872	Feb 2017
modern china	25	17,368	Apr 2017
monetary policy / inequality	28	71	Sep 2016
national geographic	35	12,124	Nov 2016
native apostles	69	5,483	Mar 2017
nature	50	269,678	Sep 2016
nature	26	331,723	Feb 2017
new york times	28	1,896,690	Feb 2017
nrs 309	32	4,782	May 2017
nursing	34	253,000	Nov 2016
nursing	31	447,420	Mar 2017
nursing	31	263,321	Apr 2017
nursing	26	225,748	Jul 2016
nursing	25	531,933	Oct 2016

Popular Searches - July 1, 2016 - June

Search String	Searches	Results	Month (date)
obesity	66	144,097	Oct 2016
obesity	37	217,631	Mar 2017
ocg 420	44	1	Sep 2016
olaudah equiano	25	1,472	Sep 2016
pharmacoepi	42	0	Oct 2016
plasmodium falciparum stages in the host	28	13,489	Jun 2017
policing the poor	49	880	Nov 2016
political activism	41	52,736	Nov 2016
political activism	35	132,580	Apr 2017
portugal	47	34,749	Oct 2016
portuguese cooking	32	472	Oct 2016
prostitution	28	10,614	Nov 2016
providence journal	32	24,386	Jan 2017
public relations review	71	87,623	Mar 2017
public relations review	66	42,678	Feb 2017
refugee education	30	47,956	Jun 2017
renewable energy and handbook	28	1,800	Nov 2016
renewable energy policy and politics	35	2,511	Nov 2016
research	28	8,143,795	Jan 2017
room with a view	25	6,023	Dec 2016
s. chandrasekhar,introduction to theory of	35	2	Jun 2017
science	39	6,464,401	Nov 2016
science	30	1,870,358	Apr 2017
science	25	906,173	Sep 2016
second language acquisition	27	67,023	Feb 2017
shoes / history	51	386	Sep 2016
slaughterhouse five	36	9,211	Mar 2017

Popular Searches - July 1, 2016 - June

Search String	Searches	Results	Month (date)
slavery and rhode island	80	2,252	Mar 2017
social media	34	1,541,010	Feb 2017
sourcing journal	55	1,574	Oct 2016
spanish films	25	3,316	Jul 2016
study room	129	168,502	Dec 2016
study rooms	77	11,696	Dec 2016
sustainability, transportation	29	172,153	Jun 2017
the common pot	76	112,591	Mar 2017
the effect of soft tissue release of the hips	25	30	Jun 2017
the great migration	59	20,089	Jul 2016
the minutemen and their world	48	169	Sep 2016
the new yorker	65	4,739	Sep 2016
the sourcing journal	37	806	Oct 2016
the sourcing journal online	49	22	Oct 2016
the sourcing journal online	31	3	Mar 2017
tribology	90	1,310	Nov 2016
troy almanac	30	35	Sep 2016
urban	41	51,079	Mar 2017
virginia appgar	39	250	Sep 2016
wall street	29	912,981	Jan 2017
wall street journal	127	1,433,213	Jan 2017
wall street journal	93	2,734,324	Jun 2017
wall street journal	80	964,370	Feb 2017
wall street journal	50	1,221,011	Mar 2017
wall street journal	26	351,942	Dec 2016
wall street journal	25	1,058,538	Apr 2017

Popular Searches - July 1, 2016 - June

Search String	Searches	Results	Month (date)
wall street journals	25	316,233	Jun 2017

Popular Searches - July 1, 2015 - June

Search String	Searches	Results	Month (date)
neurology	1,415	123,094	Nov 2015
handbook / biomedical	353	27	Nov 2015
early detection of seizures	326	228	Nov 2015
transportation systems reliability and safety	311	1,159	Nov 2015
media / elections	266	61,195	Jun 2016
journal of tribology	233	9	Nov 2015
early detection of seizures: practice and	217	29	Nov 2015
biomedical engineering handbooks,	210	4	Nov 2015
handbook and biomedical	185	27	Nov 2015
neurology / watson	154	2,239	Nov 2015
psychology	152	507,240	Oct 2015
american library directory	144	310	Oct 2015
transportation systems reliability	139	1,566	Nov 2015
biomedical engineering	138	337	Nov 2015
jessamyn watson	124	20	Nov 2015
obesity	119	160,299	Oct 2015
blink	103	133	Sep 2015
media elections	103	12,627	Jun 2016
caffeine / health	100	208	Sep 2015
international directory of company histories	98	74	Oct 2015
encyclopedia of associations	96	206	Oct 2015
watson	92	210,771	Nov 2015
developmental biology	91	17,613	Mar 2016
biomedical engineering	86	455	Nov 2015
chm 101	84	83	Aug 2015
seizure detection and implants	83	22	Nov 2015
watson, jessamyn	81	19	Nov 2015

Popular Searches - July 1, 2015 - June

Search String	Searches	Results	Month (date)
early detection of seizures / watson	77	554	Nov 2015
media and elections	75	6,738	Jun 2016
troy's almanac	75	91	Nov 2015
online education	74	256,535	Nov 2015
psychology	74	61,794	Feb 2016
the new yorker	69	8,726	Sep 2015
blink	68	30	Oct 2015
action and adventure films http/1.1" 200	66		Jan 2016
journal of tribiology	66	0	Nov 2015
jane austen / bibliography	65	15	Sep 2015
transportation systems	61	2,016	Nov 2015
hoover's academic	60	8,643	Oct 2015
media / election	60	17,901	Jun 2016
psychology	60	123,223	Sep 2015
caffeine / health	56	959	Oct 2015
nature	56	160,756	Apr 2016
psychology	55	106,692	Nov 2015
morrison, toni	54	71	Sep 2015
renewable energy / handbook	53	28	Nov 2015
science	53	4,986	Nov 2015
troy's almanac	53	75	Oct 2015
american tuna	52	1,323	Feb 2016
media impact elections	52	4,802	Jun 2016
providence journal	52	18,006	Sep 2015
skin cancer	51	62,516	Oct 2015
to kill a mockingbird	51	11	Sep 2015
business	50	8,526,941	Oct 2015

Popular Searches - July 1, 2015 - June

Search String	Searches	Results	Month (date)
dogs	50	717	Sep 2015
harry potter	50	3,519	Oct 2015
climate change	49	307	Nov 2015
dogs	49	774	Oct 2015
psychology	49	1,234,969	Dec 2015
climate change	47	144,973	Oct 2015
renewable energy policy and politics	47	4	Nov 2015
cambridge history of science	46	2,684	Sep 2015
psy 465	46	51	Sep 2015
wall street journal	45	880,044	Jun 2016
science	44	3,091,863	Oct 2015
caffeine and health	43	1,741	Jun 2016
library management	43	177,989	Sep 2015
occupational outlook handbook	43	530	Oct 2015
bch 352	42	0	Aug 2015
chm	42	1,286	Aug 2015
new encyclopaedia britannica	42	1,574	Oct 2015
baseball	41	432,417	Feb 2016
watson / early detection of seizures	41	446	Nov 2015
dreams from my father	40	594	Jun 2016
flying wedge formation	40	74	Nov 2015
hdf 203	40	7	Oct 2015
renewable energy and handbook	40	27	Nov 2015
tst 102	40	0	Aug 2015
charlotte perkins gilman	39	3,114	Mar 2016
mass media / terrorism	39	731	Sep 2015
what's under the crud / brown	39	214	Nov 2015

Popular Searches - July 1, 2015 - June

Search String	Searches	Results	Month (date)
climate change / solution	38	36	Sep 2015
global warming	38	1,096	Sep 2015
macromolecules	38	14,729	Sep 2015
caffeine / health	37	1,447	Jun 2016
fishery bulletin	37	5,392	Jun 2016
obesity / college	37	21,474	Oct 2015
social media	37	881,560	Feb 2016
watson / neurology	36	1,353	Nov 2015
global warming	35	119,487	Oct 2015
journal of financial counseling and planning	35	22	Feb 2016
noninvasive transcranial focal stimulation via	35	6	Nov 2015
tavitian	35	650	Sep 2015
test	35	476	Aug 2015
chm	34	2	Jul 2015
coffee	34	269,135	Dec 2015
federal register	34	251	Aug 2015
hurricane katrina	34	22,757	Oct 2015
nature	34	171,456	May 2016
political activism	34	52,771	Dec 2015
alarm fatigue	33	753	Jan 2016
foundation directory	33	2,369	Oct 2015
lateral violence	33	381	May 2016
nature	33	112,492	Sep 2015
stephen king	33	144	Oct 2015
abortion	32	31,702	Apr 2016
biology	32	11,263	Oct 2015
caffeine	32	1,728	Oct 2015

Popular Searches - July 1, 2015 - June

Search String	Searches	Results	Month (date)
jane austen	32	2,344	Oct 2015
library and information science research	32	87,812	Sep 2015
nursing	32	110,024	Sep 2015
project about renewable energy	32	241	Nov 2015
science	32	6,241,071	Jan 2016
technology / history	32	765	Sep 2015
transportation systems reliability and safety	32	1	Nov 2015
troy almanac	32	66	Sep 2015
china	31	10,255	Aug 2015
coffee	31	45,579	Sep 2015
depression	31	464,549	Oct 2015
jane austen / bibliography	31	27	Oct 2015
jane austen / emma	31	1,080	Oct 2015
nature	31	286,376	Feb 2016
british romanticism	30	3,616	Feb 2016
encyclopedia	30	3,646	Sep 2015
global social issues	30	96,424	Apr 2016
state of america's library report 2013	30	74	Sep 2015
business communication	29	271	Nov 2015
cats	29	425	Sep 2015
crisis intervention	29	12,637	Sep 2015
do human rights transcend citizenship?	29	1	Sep 2015
jessamyn	29	62	Nov 2015
portugal / history	29	684	Nov 2015
time	29	2,890,288	Jan 2016
foreign affairs	28	14,187	Jun 2016
health	28	1,834,909	Sep 2015

Popular Searches - July 1, 2015 - June

Search String	Searches	Results	Month (date)
human resource management review	28	6,907	Feb 2016
media / impact / elections	28	8,910	Jun 2016
mindset	28	1,145	Sep 2015
nursing	28	5,091	Oct 2015
sports	28	403,770	Oct 2015
unpopular mandate	28	185	Sep 2015
animal testing	27	18,169	Oct 2015
caffeine / health	27	20	Nov 2015
elections / media	27	11,144	Jun 2016
gambling	27	60,494	Feb 2016
global vegetation dynamics	27	1,826	Oct 2015
lateral violence	27	546	Jan 2016
nature	27	1,030	Nov 2015
nature	27	687,951	Jan 2016
obesity	27	169,349	Apr 2016
palm oil and orangutans	27	211	Feb 2016
troy's almanac	27	58	Mar 2016
1776	26	5,398	Sep 2015
air curtains	26	262	Sep 2015
bio 352	26	0	Aug 2015
chemistry	26	10,208	Sep 2015
correspondence	26	3,093	Oct 2015
federico garcia lorca	26	2,391	Mar 2016
how does the media impact elections	26	5,117	Jun 2016
media election	26	20,961	Jun 2016
nature	26	143,279	Oct 2015
neurology / watson, jessamyn	26	1	Nov 2015

Popular Searches - July 1, 2015 - June

Search String	Searches	Results	Month (date)
psychology in the schools	26	25	Oct 2015
richard lionheart	26	10	Nov 2015
science	26	1,731,917	Dec 2015
the impact of school library media centers	26	34	Sep 2015
toni morrison	26	2,944	Sep 2015
a tunable support vector machine assembly	25	1	Nov 2015
america: history and life	25	16,153	Nov 2015
arbordale	25	119	Nov 2015
b.s. dhillon	25	5	Nov 2015
biology	25	179,374	Sep 2015
chase's calendar of events	25	231	Oct 2015
deviant behavior	25	62	Oct 2015
greek mythology	25	9,071	Feb 2016
jama	25	49,730	Feb 2016
jstor	25	288,965	Oct 2015
library management	25	80,552	Oct 2015
oxford english dictionary	25	39,663	Oct 2015
rabindranath tagore	25	3,133	Nov 2015

