

2015

The Terrestrial Uranium Isotope Cycle

Morten B. Andersen

Tim Elliott

See next page for additional authors

Follow this and additional works at: <http://digitalcommons.uri.edu/gsofacpubs>

**The University of Rhode Island Faculty have made this article openly available.
Please let us know how Open Access to this research benefits you.**

This is a pre-publication author manuscript of the final, published article.

Terms of Use

This article is made available under the terms and conditions applicable towards Open Access Policy Articles, as set forth in our [Terms of Use](#).

Citation/Publisher Attribution

Andersen MB, Elliott T, Freymuth H, Sims KW, Niu Y, Kelley KA. (2015). "The terrestrial uranium isotope cycle." *Nature*. 517(7534): 356-9. Available at: <http://www.nature.com/nature/journal/v517/n7534/full/nature14062.html>

This Article is brought to you for free and open access by the Graduate School of Oceanography at DigitalCommons@URI. It has been accepted for inclusion in Graduate School of Oceanography Faculty Publications by an authorized administrator of DigitalCommons@URI. For more information, please contact digitalcommons@etal.uri.edu.

Authors

Morten B. Andersen, Tim Elliott, Heye Freymuth, Kenneth W.W. Sims, Yaoling Niu, and Katherine A. Kelley

1 **The terrestrial U isotope cycle**

2 **Morten B. Andersen^{1,2}, Tim Elliott¹, Heye Freymuth¹, Kenneth W. W. Sims³, Yaoling**
3 **Niu⁴, Katherine Kelley⁵**

4 ¹Bristol Isotope Group, School of Earth Sciences, University of Bristol, U.K., ²Institute of
5 Geochemistry and Petrology, Department of Earth Sciences, ETH Zurich, Switzerland, ³Department of
6 Geology and Geophysics, University of Wyoming, U.S.A., ⁴Department of Earth Sciences, Durham
7 University, U.K., ⁵Graduate School of Oceanography, University of Rhode Island, U.S.A.

8

9 **Changing conditions on the Earth's surface can have a remarkable influence on**
10 **the composition of its overwhelmingly more massive interior. The global**
11 **distribution of U is a notable example. In early Earth history, U is enriched in**
12 **the continental crust. Yet after the initial rise in atmospheric oxygen, at ~2.4 Ga,**
13 **the aqueous mobility of oxidised U results in its significant transport to the**
14 **oceans and ultimately, via subduction, back to the mantle¹⁻⁸. Here we explore the**
15 **isotopic characteristics of this global U cycle. We show that the subducted flux**
16 **of U is isotopically distinct, with high $^{238}\text{U}/^{235}\text{U}$, as a result of alteration processes**
17 **at the bottom of an oxic ocean. We further document that mid-ocean ridge**
18 **basalts (MORB) have $^{238}\text{U}/^{235}\text{U}$ higher than bulk Earth, confirming the**
19 **widespread pollution of the upper mantle with this recycled U. Whilst many**
20 **ocean island basalts (OIB) are argued to contain a recycled component⁹, their U**
21 **isotopic compositions are unperturbed from bulk Earth. Since subducted U was**
22 **likely isotopically unfractionated prior to full oceanic oxidation at ~600 Ma, this**
23 **observation reflects the greater antiquity of the OIB source. In detail, elemental**
24 **and isotope systematics of U in OIB are strikingly consistent with previous OIB**
25 **Pb model ages¹⁰, indicating formation of these mantle reservoirs between 2.5-1.8**

1 **Ga. In contrast, the U isotopic composition of MORB requires convective**
2 **stirring of recycled U throughout the upper mantle within 600 Ma.**

3

4 ‘Recycling’ of U from the surface to the Earth’s deep interior can be monitored by a
5 decrease in the Th/U ratio of the mantle²⁻⁸. Thorium provides a valuable reference for
6 several reasons. Firstly, U and Th behave similarly as tetravalent species in the
7 mantle, such that they are difficult to fractionate significantly by melting processes.
8 Only under more oxidised surface conditions do the elements show contrasting
9 behaviour, with Th remaining tetravalent and immobile during weathering, unlike
10 highly water-soluble hexavalent U species. Secondly, both Th and U are refractory,
11 lithophile elements and so the Th/U of the silicate Earth can be estimated from
12 measurements of meteorites. This planetary Th/U reference has recently been
13 refined¹¹ to a value of 3.876. The Th/U of the terrestrial upper mantle, as inferred
14 from analyses of MORB, is notably lower than this value; two global studies of
15 MORB yield a mean Th/U ~3.1^{12,13}. The low Th/U of the upper mantle is attractively
16 explained by addition of significant recycled U from the surface and can be reconciled
17 with a surprisingly high time-integrated Th/U¹⁴, as gauged from ²⁰⁸Pb/²⁰⁶Pb ratios, if
18 the U recycling commenced in the latter half of Earth history²⁻⁸. This makes good
19 geological sense, as prior to the Great Oxidation Event (GOE) at ~2.4 Ga (e.g. see ref.
20 15) a reduced atmosphere inhibited the surface mobility of U and prevented U
21 recycling.

22

23 Here, we test and extend this model of global U cycling using isotopic measurements
24 of U to complement the inferences from elemental Th/U. Recent work^{16,17} has shown
25 that surface processes induce U isotopic variations (~1‰) significantly greater than

1 typical analytical precision ($\sim 0.05\%$). Natural variations in $^{238}\text{U}/^{235}\text{U}$ are chiefly
2 linked to the reduction of U(VI) to U(IV) and the magnitudes of such fractionations
3 are inversely proportional to temperature^{18,19}. So whilst U isotopic ratios can be
4 perturbed at the surface, the high temperatures and dominance of tetravalent U in the
5 mantle inhibit significant isotopic fractionations at depth. Any “exotic” $^{238}\text{U}/^{235}\text{U}$
6 signatures, produced by low-temperature fractionation and transported into the mantle,
7 should therefore provide a robust tracer of surface-processed U.

8

9 To explore this potential, we have characterized, to high precision, the $\delta^{238}\text{U}$ (the
10 parts per thousand difference in $^{238}\text{U}/^{235}\text{U}$ relative to a reference solution standard,
11 CRM 145) of a range of samples including: meteorites, mantle-derived basalts and the
12 inputs and outputs of an archetypal subduction zone. A summary of our results is
13 plotted in Fig 1 and reported in Table 1. Measurement precision varied with sample
14 size but for most samples the error on $\delta^{238}\text{U}$ was $< \pm 0.03\%$ (2 S.E.). For most
15 samples, resolution of natural variability was limited by our long-term reproducibility.
16 This was gauged from repeat measurements of the geological standard BHVO-2,
17 which yielded $\delta^{238}\text{U} = -0.314 \pm 0.028\%$ (2 S.D. on 21 replicates). We additionally
18 obtained $^{234}\text{U}/^{238}\text{U}$ measurements, which provide a valuable monitor of recent U
19 disturbance. All key samples gave values within error ($\pm 3\%$) of secular equilibrium.
20 Further details of analytical procedures and values for a wider range of standards
21 measured are provided in the “methods”.

22

23 Primitive, chondritic meteorites are typically used as a reference for bulk planetary
24 compositions and so we analysed several ordinary chondrites to try to define a
25 reference ‘bulk Earth’ $\delta^{238}\text{U}$. The very low U contents of chondrites make high-

1 precision measurements especially challenging, so we further analysed two eucrites.
2 These higher [U] samples should still provide a useful planetary datum given the
3 incompatible, lithophile and refractory nature of U. Our meteorite analyses have $\delta^{238}\text{U}$
4 that range from -0.44‰ to -0.30‰, overlapping with two existing, lower precision
5 determinations of chondritic $\delta^{238}\text{U}$ ($-0.42\pm 0.09\%$ ²⁰ and $-0.37\pm 0.09\%$ ²¹). The
6 variability in $\delta^{238}\text{U}$ of our meteorite analyses, however, is greater than measurement
7 precision and likely reflects recent disturbance of some of our samples (see methods
8 for further discussion). Thus, we propose a planetary estimate based on the weighted
9 average of the two unaltered samples, with ($^{234}\text{U}/^{238}\text{U}$) within error of unity. This
10 yields $\delta^{238}\text{U} = -0.306\pm 0.026\%$.

11

12 We wish to compare the $\delta^{238}\text{U}$ of the terrestrial mantle to this new meteoritic datum,
13 inferred to represent ‘bulk Earth’. To this end, we have analysed a wide range of
14 basalts (see methods for details), which effectively sample the mantle for an
15 incompatible element such as U. Whilst the shallow convecting mantle is probed by
16 MORB, ocean island basalts (OIB) are widely assumed to be generated from hot,
17 upwelling plumes (possibly containing components from recycled plates) that provide
18 a window into the deeper mantle. We have analysed fresh MORB glass from all three,
19 major oceanic basins and OIB that cover a large portion of mantle heterogeneity as
20 gauged from radiogenic isotopic compositions. It is clear from Fig 1 and Table 1 that
21 MORB and OIB have different mean $\delta^{238}\text{U}$. OIB with a wide range of Th/U have
22 $\delta^{238}\text{U}$ within error of bulk Earth, whereas MORB have significantly higher $\delta^{238}\text{U}$ at
23 lower Th/U. The strikingly super-chondritic $\delta^{238}\text{U}$ we observe in MORB would
24 strongly support the scenario of widespread pollution of the upper mantle with surface

1 U, if recycled U were isotopically heavy. Thus, we examine the U isotopic
2 composition of the subducting plate.

3

4 Although variations of $\delta^{238}\text{U}$ in the sedimentary environment are now established,
5 appropriate measurements to characterise subducted materials are unavailable. We
6 principally focus on determining the isotopic composition of U added by submarine
7 alteration to the igneous oceanic crust, which is the key flux in accounting for the low
8 Th/U of MORB^{6,8}. Comprehensive studies of cores obtained from deep drilling
9 through oceanic crust^{8,22,23} demonstrate that heterogeneous addition of U has occurred
10 throughout the upper ~500 m of the altered, mafic oceanic crust (AOC), see also
11 review in ref. 24. Subduction of this ‘excess’ U is sufficient to lower the Th/U of the
12 upper mantle to 2.5 in ~2 Ga⁶.

13

14 We have analysed “composite” samples from ODP Site 801, which penetrates 420 m
15 into ~170 Ma Pacific mafic crust²⁵. The composites are mixtures of the different
16 lithologies and alteration styles present, blended as powders in representative
17 proportions. This is an efficient means of obtaining a reliable average composition of
18 the heterogeneously altered mafic crust^{22,25}. The $\delta^{238}\text{U}$ of the composites vary from -
19 0.45‰ in the uppermost part (0-110 m) to higher values (-0.15 to +0.16‰) in the
20 deeper part (110-420 m) see Table 1. This variability likely reflects a change from
21 oxic incorporation of U near the surface²⁶ to (partial) reductive U roll front type
22 sequestration²⁷ in keeping with a general observed change in alteration style^{8,25}. The
23 “super-composite” from Site 801, representing a weighted average of the full 420 m
24 upper crustal section has $\delta^{238}\text{U} = -0.17\text{‰}$ and $[\text{U}] = 0.39 \mu\text{g/g}$, 5 times higher than the
25 unaltered basalts⁸. This super-chondritic value for the average $\delta^{238}\text{U}$ reflects the

1 dominance of reductive addition of U(IV) to the upper oceanic crust as a whole (see
2 methods for further information). Interestingly, MORB compositions lie close to a
3 simplistic mixing line between this average altered crustal composition and the “bulk
4 Earth” reference (Fig 1).

5
6 Finally we assess the consequences of subduction for the U isotope composition of
7 recycled crust, using the Mariana arc as a well understood example. During
8 subduction, material is lost from the down-going plate and incorporated into magmas
9 erupted at island arcs. The Mariana arc lavas show evidence for two slab-derived
10 components; a melt from the sedimentary section and a ‘fluid’ from the mafic oceanic
11 crust²⁸. A regression line through the array of Marianas lavas in Fig 1 should point
12 towards the sediment component at high Th/U and the fluid component at low Th/U.
13 The average $\delta^{238}\text{U}$ of sediments subducting beneath the Mariana ($-0.35\pm 0.04\%$, Table
14 1) is compatible with the compositions of the lavas with high Th/U whilst an
15 extension of the array of Mariana arc lavas to low Th/U indicates that the ‘fluid’
16 derived from the mafic oceanic crust has a low $\delta^{238}\text{U}$. Such an isotopically light
17 composition can be explained if either the U is preferentially lost from the uppermost
18 altered mafic crust (see Fig 1), or else if U isotopes are fractionated during (partial)
19 loss from the plate. In either case, the U that is lost to the arc is isotopically lighter
20 than the bulk input to the subduction zone and so U transported beyond the arc must
21 become even heavier than its initial composition.

22
23 Thus, we are confident that modern surface cycling of U results in a substantial flux
24 of isotopically heavy U into the mantle. This observation provides a ready
25 explanation for the super-chondritic $\delta^{238}\text{U}$ of MORB. The isotopically heavy U must

1 be carried in the altered, mafic crust beyond the zone of arc magmatism but
2 subsequently lost to the upper mantle (Fig 2). Transport of U in an accessory mineral
3 such as allanite²⁹ is a possible means to effect this outcome.

4

5 Like MORB, many OIB have significantly sub-chondritic Th/U, indicative of the
6 addition of recycled U to their sources. Yet all OIB have $\delta^{238}\text{U}$ in error of “bulk
7 Earth”, which is inconsistent with the modern U-cycle. We noted above, however,
8 that the high $\delta^{238}\text{U}$ characteristic of average recent oceanic crust is the result of partial
9 reduction of U-rich, oxidised seawater as it percolates through the submarine volcanic
10 edifice. This scenario has only been possible in the last ~600 Ma, since the second
11 rise in oxygen in the late Proterozoic and the establishment of fully oxic oceans (e.g.
12 see ref. 15). Between 600 Ma and the initial rise of oxygen at ~2.4 Ga, U was mobile
13 during surface weathering but rapidly scavenged from the reduced oceans¹⁵.
14 Quantitative removal of riverine U supplied to the oceans would result in a flux of U
15 to the sea-floor that was isotopically unfractionated (see Fig 2 and methods). The
16 implications of this conceptual model are that OIB sources formed from recycled
17 oceanic crust between 2.4 Ga and 0.6 Ga should have increasingly sub-chondritic
18 Th/U, but chondritic $\delta^{238}\text{U}$. Furthermore, any OIB source formed earlier than 2.4 Ga
19 should have both chondritic Th/U and $\delta^{238}\text{U}$.

20

21 We have further investigated this idea using Pb model ages of several OIB suites.
22 Their Pb model ages are calculated according to a 2-stage model, similar to that of
23 Chase (10), see methods for details. As with Chase (10), we find that OIB have a
24 range of source model ages. Notably these ages correlate with the Th/U of the
25 samples (Fig 3), in the manner discussed above. We show two plots in Fig 3: one

1 with time-integrated Th/U as determined from Pb isotopes (Fig 3a) and the other with
2 measured Th/U (Fig 3b). Not unsurprisingly, the data using time-integrated Th/U
3 form a tighter array, since any recent Th/U fractionations from source composition
4 during melting and melt migration to the surface are removed (see methods for
5 detailed discussion). However, both plots independently document a similar
6 relationship with Th/U becoming increasingly sub-chondritic in OIB sources younger
7 than ~2.4 Ga.

8

9 The remarkable implication of the ideas presented above is that the two-stage rise in
10 atmospheric oxygen, reconstructed from observations on the Earth's surface, is
11 reflected in the Th-U-Pb systematics of mantle-derived basalts. The coherence of our
12 observations with those anticipated from a first order model of U-recycling also lends
13 credence to the significance of Pb model ages of OIB sources¹⁰. The range of OIB
14 model ages therefore place valuable constraints on the maximum and minimum
15 incubation times of an OIB reservoir, potentially the residence time of subducted
16 slabs at the base of the mantle before becoming sufficiently buoyant to return to the
17 surface. Furthermore, our inference that isotopically heavy U has only been
18 introduced into the mantle over the last 600 Ma places a maximum timescale for its
19 effective stirring into the MORB source. This value is reassuringly consistent with an
20 estimate based on a markedly different approach using Pb isotopes³⁰.

21

22

1 **References main text**

- 2 1 Albarède, F. & Michard, A. Transfer of continental Mg, S, O and U to the
3 mantle through hydrothermal alteration of the oceanic crust. *Chemical*
4 *Geology* **57**, 1-15 (1986).
- 5 2 Zartman, R. E. & Haines, S. M. The plumbotectonic model for Pb isotopic
6 systematics among major terrestrial reservoirs—A case for bi-directional
7 transport. *Geochimica et Cosmochimica Acta* **52**, 1327-1339 (1988).
- 8 3 McCulloch, M. T. The role of subducted slabs in an evolving earth. *Earth and*
9 *Planetary Science Letters* **115**, 89-100 (1993)..
- 10 4 Kramers, J. D. & Tolstikhin, I. N. Two terrestrial lead isotope paradoxes,
11 forward transport modelling, core formation and the history of the continental
12 crust. *Chemical Geology* **139**, 75-110 (1997)
- 13 5 Collerson, K. D. & Kamber, B. S. Evolution of the continents and the
14 atmosphere inferred from Th-U-Nb systematics of the depleted mantle.
15 *Science* **283**, 1519-1522 (1999).
- 16 6 Elliott, T., Zindler, A. & Bourdon, B. Exploring the kappa conundrum: the
17 role of recycling in the lead isotope evolution of the mantle. *Earth and*
18 *Planetary Science Letters* **169**, 129-145 (1999).
- 19 7 Zartman, R. E. & Richardson, S. H. Evidence from kimberlitic zircon for a
20 decreasing mantle Th/U since the Archean. *Chemical Geology* **220**, 263-283
21 (2005).
- 22 8 Kelley, K. A., Plank, T., Farr, L., Ludden, J. & Staudigel, H. Subduction
23 cycling of U, Th, and Pb. *Earth and Planetary Science Letters* **234**, 369-383
24 (2005).

- 1 9 White, W. M. and Hofmann, A. W., 1982. Sr and Nd isotope geochemistry of
2 oceanic basalts and mantle evolution. *Nature* **296**, 821-825.
- 3 10 Chase, C. G. Oceanic island Pb: two-stage histories and mantle evolution.
4 *Earth and Planetary Science Letters* **52**, 277-284 (1981).
- 5 11 Blichert-Toft, J., Zanda, B., Ebel, D. S. & Albarède, F. The Solar System
6 primordial lead. *Earth and Planetary Science Letters* **300**, 152-163 (2010).
- 7 12 Gale, A., Dalton, C. A., Langmuir, C. H., Su, Y. & Schilling, J. G. The mean
8 composition of ocean ridge basalts. *Geochemistry, Geophysics, Geosystems* **14**,
9 489-518 (2013).
- 10 13 Jenner, F. E. & O'Neill, H. S. C. Analysis of 60 elements in 616 ocean floor
11 basaltic glasses. *Geochemistry, Geophysics, Geosystems* **13** (2012).
- 12 14 Galer, S. J. G. and O'Nions, K., 1985. Residence time of thorium, uranium
13 and lead in the mantle with implications for mantle convection. *Nature* **316**,
14 778-782.
- 15 15 Lyons, T. W., Reinhard, C. T. & Planavsky, N. J. The rise of oxygen in
16 Earth's early ocean and atmosphere. *Nature* **506**, 307-315 (2014).
- 17 16 Stirling, C. H., Andersen, M. B., Potter, E.-K. & Halliday, A. N. Low
18 temperature Isotope Fractionation of uranium. *Earth Planetary Scientific
19 Letters* **264**, 208-225 (2007).
- 20 17 Weyer, S. *et al.* Natural Fractionation of $^{238}\text{U}/^{235}\text{U}$. *Geochimica et
21 Cosmochimica Acta* **72**, 345-359 (2008).
- 22 18 Fujii, Y., Nomura, M., Onitsuka, H. & Takeda, K. Anomalous isotope
23 fractionation in uranium enrichment process. *Journal of Nuclear Science and
24 Technology* **26**, 1061-1064 (1989).

- 1 19 Bigeleisen, J. Temperature dependence of the isotope chemistry of the heavy
2 elements. *Proceedings of the National Academy of Sciences* **93**, 9393-9396
3 (1996).
- 4 20 Connelly, J. N. *et al.* The absolute chronology and thermal processing of
5 solids in the solar protoplanetary disk. *Science* **338**, 651-655 (2012).
- 6 21 Goldmann A., Brennecka, G., Noordmann J., Weyer S. & Wadhwa, M. The
7 $^{238}\text{U}/^{235}\text{U}$ of the Earth and the Solar System. *Geochimica et Cosmochimica*
8 *Acta* in press.
- 9 22 Staudigel, H., Davies, G. R., Hart, S. R., Marchant, K. M. & Smith, B. M.
10 Large scale isotopic Sr, Nd and O isotopic anatomy of altered oceanic crust:
11 DSDP/ODP sites 417/418. *Earth and Planetary Science Letters* **130**, 169-185
12 (1995).
- 13 23 Bach, W., Peucker-Ehrenbrink, B., Hart, S. R. & Blusztajn, J. S. Geochemistry
14 of hydrothermally altered oceanic crust: DSDP/ODP Hole 504B –
15 Implications for seawater-crust exchange budgets and Sr- and Pb-isotopic
16 evolution of the mantle. *Geochemistry, Geophysics, Geosystems* **4**, 8904
17 (2003).
- 18 24 Dunk, R. M., Mills, R. A. & Jenkins, W. J. A reevaluation of the oceanic
19 uranium budget for the Holocene. *Chemical Geology* **190**, 45-67 (2002).
- 20 25 Kelley, K. A., Plank, T., Ludden, J. & Staudigel, H. Composition of altered
21 oceanic crust at ODP Sites 801 and 1149. *Geochemistry, Geophysics,*
22 *Geosystems* **4** (2003).
- 23 26 Brennecka, G. A., Wasylenki, L. E., Bargar, J. R., Weyer, S. & Anbar, A. D.
24 Uranium isotope fractionation during adsorption to Mn-oxyhydroxides.
25 *Environmental Science & Technology* **45**, 1370-1375 (2011).

- 1 27 Bopp IV, C. J., Lundstrom, C. C., Johnson, T. M. & Glessner, J. J. Variations
2 in $^{238}\text{U}/^{235}\text{U}$ in uranium ore deposits: Isotopic signatures of the U reduction
3 process? *Geology* **37**, 611-614 (2009).
- 4 28 Elliott, T., Plank, T., Zindler, A., White, W. & Bourdon, B. Element transport
5 from slab to volcanic front at the Mariana arc. *Journal of Geophysical*
6 *Research: Solid Earth (1978–2012)* **102**, 14991-15019 (1997).
- 7 29 Hermann, J. Allanite: thorium and light rare earth element carrier in subducted
8 crust. *Chemical Geology* **192**, 289-306 (2002).
- 9 30 Rudge, J. F. Mantle pseudo-isochrons revisited. *Earth and Planetary Science*
10 *Letters*, **249**, 494-513 (2006).

11

12

13 **Supplementary Information** is linked to the online version of the paper at
14 www.nature.com/nature.

15

16 **Acknowledgments.** Financial support for this research was provided by NERC grant
17 NE/H023933/1. We thank the Natural History Museum, London, and M. Anand for
18 providing meteorite samples. H. Staudigel & T. Plank were instrumental in producing
19 and curating AOC composite samples. We are grateful to C. Taylor for careful
20 picking of MORB glasses, E. Melekhova for preparing the quenched glass and D.
21 Vance for comments. As ever, C. Coath kept the mass-spectrometers purring.

22

23 **Author Contributions.** Analytical developments were done by M.A. Sample
24 preparation and analyses were carried out by M.A. and H.F. MORB samples and
25 altered ocean crust composites were provided by K.S, Y.N. and K.K. All authors

1 contributed with discussions. T.E. carried out the Pb-modeling. T.E. and M.A.
2 prepared the manuscript.

3

4 **Author Information.** Data can be found in the EarthChem portal (cp.iedadata.org).

5 Reprints and permissions information is available at www.nature.com/reprints. The

6 authors declare no competing financial interests. Readers are welcome to comment on

7 the online version of the paper. Correspondence and requests for materials should be

8 addressed to morten.andersen@erdw.ethz.ch.

9

10

1 **Figure 1 | Uranium isotopic compositions ($\delta^{238}\text{U}$) vs. Th/U ratios for mantle-**
2 **derived basalts and altered oceanic crust.** Fig 1a, OIB (circles) have $\delta^{238}\text{U}$ similar
3 to ‘bulk Earth’ (crossed square), whereas the higher $\delta^{238}\text{U}$ and lower Th/U of MORB
4 (diamonds) imply a mixture (shown as a grey line) between ‘bulk Earth’ and average
5 modern altered oceanic crust, AOC (square, showing ODP 801 super-composite).
6 Mariana arc basalts (triangles) show positive co-variation of Th/U ratio and $\delta^{238}\text{U}$,
7 reflecting mixing of two components: i) a sedimentary source, with high Th/U and
8 $\delta^{238}\text{U}$, ii) a low Th/U, low $\delta^{238}\text{U}$ similar to the upper section of the AOC (open
9 triangle, showing 0-110 m ODP 801 composite). The brown arrowed line shows a
10 best fit of the Mariana arc data pointing towards the inferred ‘fluid’ component from
11 the AOC. Fig 1b shows a histogram highlighting the distinctively heavy U isotope
12 composition of MORB relative to bulk Earth and most OIB.

13
14 **Figure 2 | Cartoon of the terrestrial U isotope cycle over the history of Earth.**
15 (top) Prior to the Great Oxidation Event (GOE) at ~ 2.4 Ga, low atmospheric oxygen
16 levels limited U mobility on the surface. (middle) The GOE would have heralded an
17 enhanced U weathering flux to the oceans. Quantitative release of U during
18 weathering would yield a U flux to the oceans with $\delta^{238}\text{U} \sim -0.3\text{‰}$, and quantitative
19 extraction of U into the dominant reducing sinks from the ocean, including AOC,
20 would also give a $\delta^{238}\text{U}$ of $\sim -0.3\text{‰}$ for any ‘recycled’ U delivered to the mantle.
21 (bottom) During the last 600 Ma U is isotopically fractionated during partial,
22 reductive uptake of U into the AOC from the now largely oxic oceans. This
23 fractionated U in the subducted AOC U flux is released at different depths; initially
24 the isotopically light U in the uppermost crust is lost to arc magmatism, whilst the
25 heavy U from the deeper crust is released beyond the arc front into the convecting

1 upper mantle. The residual, deep-subducted crust has a U isotopic composition
2 similar to unaltered MORB.

3

4 **Figure 3 | Pb model ages versus Th/U in OIB mantle sources.** 2 stage Pb model
5 ages (^{207}Pb - ^{206}Pb ages²⁹) versus (a) time-integrated Th/U (using measured ^{208}Pb - ^{206}Pb
6 and model source age) and (b) measured Th/U for the same suite of OIB samples; (1)
7 Hawaii; (2) Iceland; (3) Azores I; (4) La Palma; (5) French Polynesia; (6) Samoa; (7)
8 Sao Miguel II; (8) Réunion (see methods for details). Despite potential recent
9 disturbance of the measured Th/U in OIB samples, both plots document a similar
10 relationship of decreasing Th/U with decreasing Pb model ages. These increasingly
11 sub-chondritic Th/U ratios are consistent with progressive U addition into the mantle
12 from subduction since the GOE at ~ 2.4 Ga.

13

14 **Table 1 | Summary of $\delta^{238}\text{U}$ for sample groups**

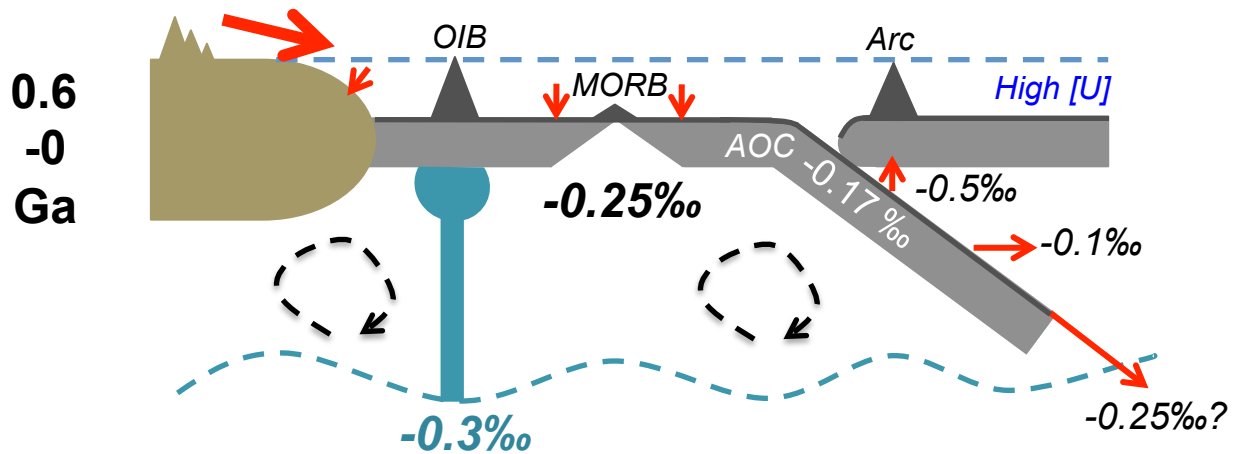
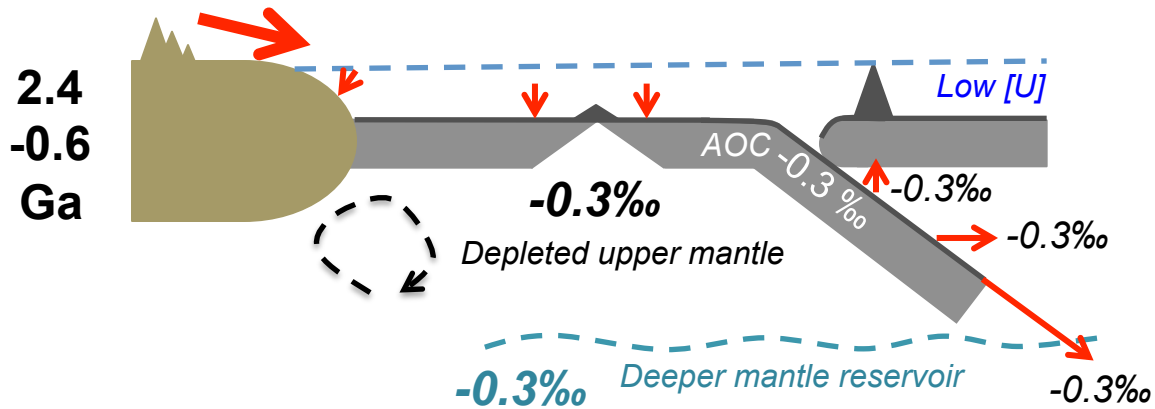
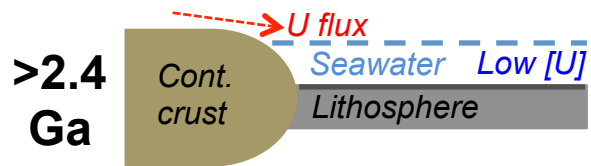
15

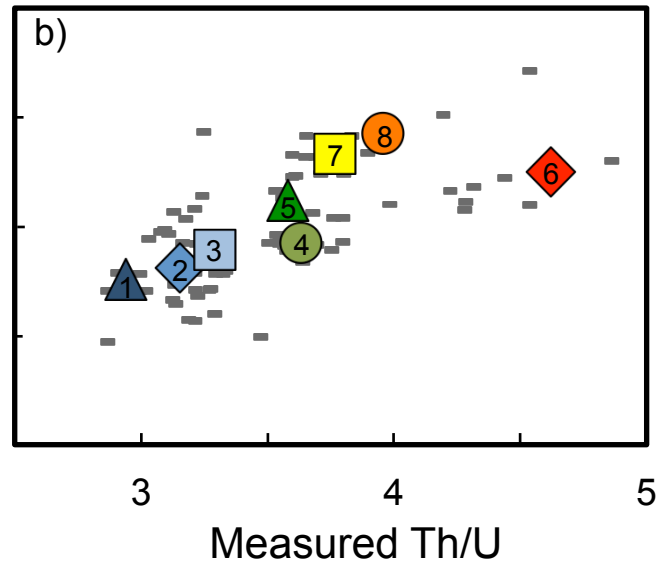
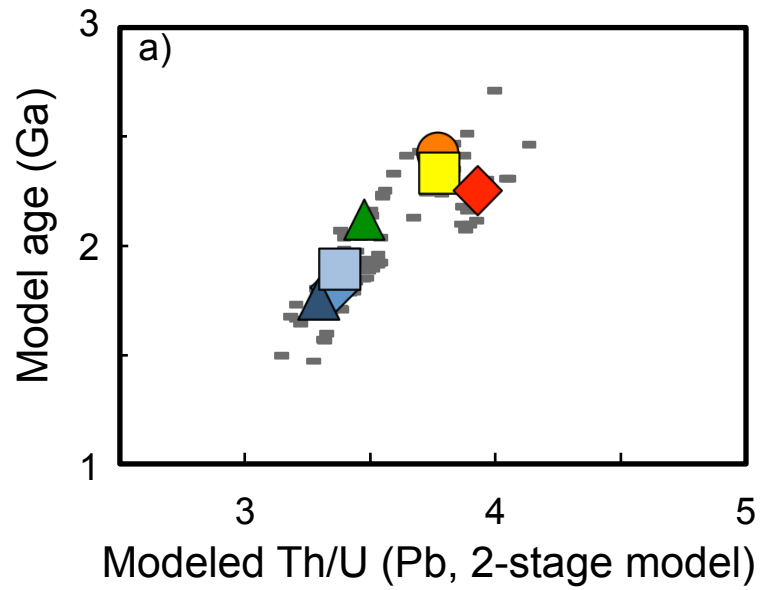
16

17

18

19





1 **Table 1 | Summary of $\delta^{238}\text{U}$ for sample groups***

2 Samples type	$\delta^{238}\text{U} \pm 2\text{SE}$	Th/U	N.
3 Unaltered Meteorites ('Bulk Earth')	-0.306 \pm 0.026	3.84	2
4			
5 OIB	-0.308 \pm 0.005	3.48	19
6			
7 MORB	-0.268 \pm 0.011	2.44	11
8			
9 Altered Mafic Oceanic Crust			
10 Average	-0.170 \pm 0.026	0.44	1
11 0-110m	-0.436 \pm 0.042	0.30	3
12 110-220m	+0.164 \pm 0.086	0.45	3
13 220-420m	-0.145 \pm 0.045	0.44	3
14			
15 Mariana Arc Lavas			
16 <i>Guguan (fluid rich)</i>	-0.405 \pm 0.023	1.73	2
17 <i>Uracas (sediment rich)</i>	-0.333 \pm 0.016	2.84	2
18			
19 Average Mariana Sediments	-0.354 \pm 0.039		7
20			
21 Seawater (open-ocean)	-0.390 \pm 0.006		3
22 <i>*A full table with individual data is presented in Supplementary Data Table 1</i>			
23			
24			

1 ***Methods***

2 **Sample preparation**

3 With two main exceptions, existing powders of most samples were used. Generally
4 there were prepared and have previously been documented by the authors. Powdered
5 samples of bulk meteorites were prepared at the University of Bristol for this study,
6 from chips carefully picked under the microscope to be free of alteration, fusion crust
7 or signs of saw-mark blades. Likewise, all MORB samples were prepared afresh by
8 picking mm-sized fragments of glass without signs of alteration, surface coatings or
9 devitrification.

10

11 Given the low U concentrations of MORB, the consequences of possible secondary U
12 addition by absorption to marine Fe-Mn oxyhydroxide coatings is a concern.
13 Although careful hand-picking should address this problem, we further processed the
14 picked glass, using a mildly reductive procedure based on methods for dissolving Fe-
15 Mn coatings in marine sediments, using a mixture of 0.05 N hydroxylamine
16 hydrochloride – 15% acetic acid – 0.03 Na-EDTA at a pH of ~4 (ref 31). Similar
17 approaches have been used in preparing MORB glasses for U-series analysis³²⁻³⁴.
18 Each sample was leached three consecutive times by adding 12 ml of the leaching
19 solution to the bulk samples in pre-cleaned centrifuge tubes, and placing these in a
20 vortex shaker for 24 hours at room temperature. Samples were thoroughly rinsed in
21 18 MΩcm (hereafter MQ) water following each leaching step.

22

23 The elemental concentrations of each leach solution were determined using the
24 Element 2 ICP-MS of the Bristol Isotope Group, using already established methods³⁵.

25 Potential contaminant U removed in each leach fraction was monitored using the total

1 U concentration and ratios of U to immobile elements Th, Sc, Ti and Zr
2 (Supplementary Data Table 2). For most samples, the first leach released U in higher
3 proportions than the immobile elements, however, at the end the three leaching steps
4 the U to refractory element ratios approached the ratios measured in the total bulk
5 (residual) MORB sample after full dissolution. This suggests that any minor, absorbed
6 U was effectively leached away. The U removed during reductive leaching
7 represented only 1 to 4% of the total U that remained in the bulk residue. All MORB
8 samples have ($^{234}\text{U}/^{238}\text{U}$) within a few permil of secular equilibrium, except D18-1
9 which had a ($^{234}\text{U}/^{238}\text{U}$) $\sim 14\text{‰}$ above secular equilibrium, suggesting that some U
10 contaminant was still present after the reductive leaching. The elevated ($^{234}\text{U}/^{238}\text{U}$) of
11 seawater (1.146) suggests that this contamination is marine-derived. Despite the
12 minor residual U contamination, we have chosen to leave it in our dataset, but note its
13 value is not as robust as the other measurements (see later for further discussion).

14

15 In addition to the natural samples, a basalt powder was made into a glass and leached
16 to assess if the reductive leaching caused any U isotope fractionation in the residual
17 glass. Given the small total amounts of U removed during leaching and that the final
18 leach solutions appeared to have removed material with bulk glass composition
19 (Supplementary Data Table 2), it seemed unlikely that leaching would bias the U
20 isotopic composition of the residue, but for completeness we tested this. A basalt
21 powder was melted in a platinum crucible and subsequently quenched by dropping
22 the platinum crucible into a MQ water bath at room temperature. Given the young
23 ages of the MORB glasses in this study, they have experienced little U-series alpha-
24 recoil damage and can therefore be directly compared to the leaching of the artificial
25 quenched glass. Measurements of the quenched glass gave identical $\delta^{238}\text{U}$ before and

1 after the reductive leaching step (-0.23 ± 0.03 versus $-0.24\pm 0.03\%$) and ($^{234}\text{U}/^{238}\text{U}$)
2 (0.995 ± 0.003 and 0.999 ± 0.002) respectively, showing that the leaching process does
3 not fractionate the U isotopes of fresh glass.

4

5 **Sample dissolution, spiking and column chemistry**

6 Sample sizes up to ~ 1.5 gram were dissolved in a single beaker. For larger samples
7 (e.g. chondrites and MORB) several splits of the same sample were dissolved
8 separately and then all aliquots were combined after full dissolution. Terrestrial
9 silicates were dissolved in a mixture of conc. HF-HNO₃- HClO₄ acid and fluxed on a
10 hotplate for 24 hours and dried by stepwise increasing the temperature from 120° to
11 200°C. Samples were then fluxed twice in ~ 6 N HCl (~ 15 ml per gram of sample) on
12 a hotplate (120°C) and dried down in between. Samples were re-dissolved in 7 N
13 HNO₃ and then diluted down to 2 N HNO₃ for TRU Resin column chemistry. Both
14 the eucrites (~ 1 gram) and the ordinary chondrites (~ 4 grams in 3 aliquots) were
15 initially dissolved in a similar way to larger terrestrial silicate samples. However, after
16 the 7 N HNO₃ step the dissolution was incomplete and a residue of dark residue
17 remained. These residues were isolated from the remaining dissolved sample and
18 refluxed in a 3 ml conc. HNO₃ – 1 ml conc. HCl mixture in a high-pressure, Anton-
19 Paar asher (200°C and 100bar pressure, in silica glass vials). This step fully dissolved
20 the residues, which were then remixed with the already dissolved sample aliquots,
21 dried down and redissolved in 7 N HNO₃ prior to TRU Resin chemistry in 2 N HNO₃.

22

23 All samples were spiked with the IRMM-3636 ^{233}U - ^{236}U double spike³⁶ (aiming for
24 $^{236}\text{U}/^{235}\text{U}$ of ~ 5), either prior to dissolution or prior to column chemistry for combined
25 dissolved sampled with separately processed aliquots.

1

2 The U was separated from all other matrixes in a two-step procedure by (1) TRU
3 Resin and (2) UTEVA chemistry. The TRU Resin chemistry was optimized for large
4 sample sizes with ~2 ml resin loaded in polypropylene Bio-Rad columns. Up to ~1
5 gram of sample were loaded on each column. Samples were loaded and matrix eluted
6 using 40 ml 2 N HNO₃ and U was collected in 8 ml 0.3 N HF–0.1 N HCl. Samples
7 were then dried down and fluxed in conc. HNO₃-H₂O₂ to eliminate any organic
8 material from the resin bleeding into the sample. For large samples that were split
9 over several columns, these were homogenized at the end of this phase and then be
10 dried down to be re-dissolved in 3 N HNO₃ for UTEVA chemistry. The UTEVA
11 chemistry was performed in shrink-fit Teflon columns containing ~0.6 ml of resin.
12 Loading and matrix elution steps used 20 ml of 3N HNO₃, before elution of Th in 3
13 ml of 3 N HCl, and collection of the purified U in 8 ml 0.3 N HF–0.1 N HCl. Samples
14 were then dried down, fluxed in conc. HNO₃-H₂O₂, dried down and re-dissolved in
15 the requisite amount of 0.2 N HCl for the desired U concentration (100-300 ppb) for
16 MC-ICPMS measurements. Full uranium recovery (>95%) was obtained using this
17 method with total chemistry blanks of <20 pg for all samples (negligible compared to
18 sample sizes >20 ng).

19

20 **MC-ICPMS Measurement setup**

21 The U isotope measurements were conducted on a Thermo Finnigan Neptune MC-
22 ICP-MS (Serial No. 1002) of the Bristol Isotope Group, University of Bristol, running
23 in low mass resolution (M/ΔM ~500) and using an Aridus desolvating nebulizer
24 introduction system. Uranium sample sizes of 40-150 ng were consumed during
25 individual analysis. The data were collected in static mode in a similar fashion to that

1 described in Andersen et al. (37). All cups are connected to feedback amplifiers with
2 $10^{11} \Omega$ resistors, except for the ^{238}U cup, which was connected to a feedback amplifier
3 with a $10^{10} \Omega$ resistor to accommodate a larger ion beam. Uranium tailing and hydride
4 formation were monitored as described in Andersen et al. (37). Both the $237.05/^{238}\text{U}$
5 abundance sensitivity and the hydride and high-side tailing formation at 1 a.m.u.
6 (measured as $239.05/^{238}\text{U}$) were $2\text{-}3 \times 10^{-6}$ and remained stable during each
7 measurement session. The low-mass side tailing contributions to ^{234}U , ^{235}U and ^{236}U
8 were estimated, and corrected for, from interpolation of a linear - log fit to mass
9 versus tailing intensity, as used in Hiess et al. (38). Furthermore corrections for
10 $^{232}\text{ThH}^+$ and 1 a.m.u. high-mass tailing on ^{233}U were made to measurement, assuming
11 similar behavior for Th and U. These were of minimal importance, however, due to
12 the good separation of U from Th during UTEVA the chemistry ($^{232}\text{Th}/^{233}\text{U} < 1$).

13

14 Measurements were conducted using typical ion beam intensities of ~ 1 nA for ^{238}U ,
15 ~ 7 pA for ^{235}U , ~ 40 pA for ^{236}U and ^{233}U and ~ 0.05 pA for ^{234}U , integrated over a
16 period of 80×4 seconds. Washout and on-peak blank measurements were similar to
17 those described in Andersen et al. (37). On-peak U blank intensity never exceeded 10
18 ppm of the total ^{238}U beam of the sample and was generally < 2 ppm.

19

20 The Neptune was equipped with a large plasma interface pump (turbo-booster)
21 offering enhanced transmission efficiency when combined with “jet+X cones”, as
22 opposed to “standard+X cones”. The data obtained are identical for both set-ups (See
23 supplementary Data Tables 3 and 4). General U transmission efficiencies were $\sim 1.5\%$
24 for “standard+X cones” and $\sim 3\%$ for “jet+X cones”.

25

1 After, tailing and hydride corrections, the measured $^{233}\text{U}/^{236}\text{U}$ ratio was used for mass
2 bias correction, using the exponential mass fractionation law³⁹. To obtain $^{234}\text{U}/^{238}\text{U}$,
3 $^{235}\text{U}/^{238}\text{U}$ ratios the minute ^{238}U , ^{235}U and ^{234}U contributions from the IRMM-3636
4 spike were subtracted. Based on a calibration using CRM-145 (Supplementary Data
5 Table 3), the U isotope ratios used for the Bristol IRMM-3636 were: $^{236}\text{U}/^{233}\text{U} =$
6 0.98130 , $^{236}\text{U}/^{238}\text{U} = 4259$, $^{236}\text{U}/^{235}\text{U} = 21988$ and $^{236}\text{U}/^{234}\text{U} = 2770$. These ratios are
7 identical to the certified ratios from IRMM-3636 (Ref. 36) for $^{236}\text{U}/^{233}\text{U}$ (= 0.98130 ± 0.00015),
8 $^{236}\text{U}/^{238}\text{U}$ (= 4259 ± 7) and $^{236}\text{U}/^{235}\text{U} = 21988 \pm 36$, but slightly
9 diverge for $^{236}\text{U}/^{234}\text{U}$ (= 2732 ± 4). Measurements of all unknown samples were
10 bracketed individually and normalised to CRM-145 standard measurements, spiked
11 with IRMM-3636, in a similar fashion to the unknowns.

12

13 **Measurement performance, reproducibility and accuracy**

14 For each measurement sequence, the mean of the absolute $^{238}\text{U}/^{235}\text{U}$ of the CRM-145
15 standard used was typically within ± 50 ppm of the value (137.832) reported for the
16 NBL 112a standard³⁸ and the $^{234}\text{U}/^{238}\text{U}$ ratios were within $\pm 2\%$ of published ratios for
17 the CRM-145 standard³⁷. The ($^{234}\text{U}/^{238}\text{U}$) activity ratios were calculated using the
18 half-lives of Cheng et al. (40). All samples in this study are normalized to CRM-145
19 standard negating any uncertainty relative to deviations from the absolute ratio for the
20 CRM-145 standard as potentially related to a non-exponential component of
21 instrumental mass fractionation.

22

23 Given the use of mixed feedback amplifier resistors with different response times,
24 internal error estimates may give a misleading impression of true precision (e.g. see
25 ref. 41). Thus, to test the full external reproducibilities for individual unknown

1 samples, a total of eight splits of BHVO-2 were individually processed (dissolution,
2 spiking and chemistry) and measured during different analytical sessions (with
3 different setups, see Supplementary Data Table 4). The external reproducibility of
4 $\delta^{238}\text{U}$ for BHVO-2 was ± 28 ppm (2 S.D.) and similar or better external
5 reproducibility was obtained for 2 aliquots of the basalt LP 45 E (a historic basanite
6 from La Palma), the in-house CZ-1 uraninite and three open-ocean seawater samples
7 (see Extended Data Item 1). Other samples measured in duplicate agreed within their
8 2 standard error estimates (See Supplementary Data Table 4). The reproducibilities of
9 $^{234}\text{U}/^{238}\text{U}$ were limited by the low ^{234}U intensities (<0.2 pA), but were ± 3 ‰ or better
10 for the standards.

11

12 Potential artifacts on the measured $\delta^{238}\text{U}$ from different U/matrix ratios are unlikely
13 given that ordinary chondrites (low U/matrix ratio) and OIB (high U/matrix ratio)
14 both have lower $\delta^{238}\text{U}$ compared to MORB (intermediate U/matrix ratio).
15 Furthermore, consistent results are obtained when comparing the standards measured
16 in this study and other studies using comparable normalising standards (NBL 112a¹⁷,
17 SRM-950a²¹ and CRM-145¹⁶). The measured uraninite CZ-1 standard ($\delta^{238}\text{U} = -$
18 0.053 ± 0.029 ‰) is within error of the value reported in Stirling et al. (ref 16; -
19 0.10 ± 0.07 ‰). Similarly, the BHVO-2 measurements in this study ($\delta^{238}\text{U} = -$
20 0.314 ± 0.028 ‰) compare well with measurements in Goldmann et al. (ref 21; -
21 0.32 ± 0.07 ‰). Finally, our open ocean seawater measurements ($\delta^{238}\text{U}$ of -
22 0.390 ± 0.018 ‰) agree well with open ocean seawater measurements in Weyer et al.
23 (ref 17; -0.41 ± 0.03 ‰).

24

25 **Uranium in extraterrestrial material and a bulk Earth $\delta^{238}\text{U}$**

1 Previous work has shown large variability in the $\delta^{238}\text{U}$ of extraterrestrial
2 material^{20,21,42-46}. Thus, even if it exists, estimating a uniform chondritic $\delta^{238}\text{U}$
3 composition is challenging. Some of the observed $\delta^{238}\text{U}$ heterogeneity has been
4 attributed to variable addition of ^{235}U from the decay of, now extinct, ^{247}Cm (see ref.
5 45). However, meteorites also show relative depletions in ^{235}U indicating that other
6 processes may play a role (e.g nucleosynthetic anomalies, planetary formation
7 processes)^{20,21,42,46}. Additional concerns are terrestrial perturbation of U, which may
8 be indicated from the physical preservation and anomalous chemical composition.
9 Specifically for U, Th/U departing from the recently defined meteoritic reference¹¹
10 and ($^{234}\text{U}/^{238}\text{U}$) activity ratios out of secular equilibrium, may testify to planetary
11 body processes⁴⁷ or terrestrial perturbation.

12

13 Due to the generally low U abundance in meteorites, it is necessary to obtain large
14 chondrite samples (~5-10 g) to allow high precision $\delta^{238}\text{U}$ measurements, which can
15 run counter to Museum loan policies. Thus we initially honed our technique on 3
16 large desert meteorite “finds” (M2, M12 and M15), provided by M. Anand from the
17 Open University. These had previously been studied petrographically and
18 characterised at the University of Bristol. We had prepared several hundreds of
19 grams of powder from the interiors of these ordinary chondrites. As “finds”, however,
20 these samples were potentially perturbed by terrestrial weathering. We subsequently
21 obtained large (~25 g) samples of two “falls” (Zag and Saratov) from
22 ‘meteoritemarket.org’. All these samples are ordinary chondrites, which are not only
23 more readily available than carbonaceous chondrites, but are isotopically more similar
24 | to the Earth (e.g. see refs 48,49).

25

1 We supplemented our ordinary chondrite measurements with analyses of two eucrites,
2 Juvinas and Stannern, kindly provided by the Natural History Museum, London.
3 Eucrites have higher U contents and so require smaller sample sizes (~1 g) for high
4 precision analyses. Although differentiated meteorites, the isotope ratio of a highly
5 incompatible element such as U should be minimally affected during crust formation
6 and so we believe these samples still provide a valuable planetary reference. Notably
7 eucrites generally have chondritic Th/U ratios⁵⁰⁻⁵², indicating an absence of elemental
8 fractionation during their formation. The eucrite samples we analysed were “falls”
9 and so likely less prone to terrestrial weathering than the finds.

10

11 Of the ordinary chondrites, two gave identical, but relative low $\delta^{238}\text{U}$ ratios (M15; -
12 $0.439\pm 0.030\%$ and Saratov; $-0.442\pm 0.050\%$) whereas the three others were all within
13 error but ~100 ppm higher (M2; $-0.322\pm 0.030\%$, M12; $-0.326\pm 0.022\%$, Zag; -
14 $0.301\pm 0.050\%$). The eucrites also differed in their $\delta^{238}\text{U}$ (Juvinas; $-0.312\pm 0.030\%$
15 and Stannern; $-0.369\pm 0.030\%$) but with Juvinas overlapping with the compositions of
16 the heaviest ordinary chondrites (see Extended Data Item 2).

17

18 The three ordinary chondrite desert “finds”, have elevated ($^{234}\text{U}/^{238}\text{U}$) ratios (1 to
19 12 % ^{234}U excess) suggesting oxidative weathering during their time at the Earth’s
20 surface, with oxidation of Fe potentially promoting mineral surfaces for U sorption,
21 with a positive correlation between U concentration and ($^{234}\text{U}/^{238}\text{U}$) ratios (Extended
22 Data Item 2). Furthermore, Saratov also had ~1% elevated ($^{234}\text{U}/^{238}\text{U}$), whilst
23 Stannern was ~1% depleted in ($^{234}\text{U}/^{238}\text{U}$) relative to secular equilibrium. Only the
24 ordinary chondrite “Zag” and eucrite “Juvinas” were at secular equilibrium for
25 ($^{234}\text{U}/^{238}\text{U}$). The independent constraints provided by ($^{234}\text{U}/^{238}\text{U}$), show that only

1 Juvinas and Zag can be considered pristine and notably their $\delta^{238}\text{U}$ are within error of
2 each other (Extended Data Item 2).
3
4 Perturbation of U in the meteorite samples is also indicated by their Th/U ratios
5 relative to the planetary reference value¹¹ of 3.876 ± 0.016 . The ordinary chondrites
6 with the lowest $\delta^{238}\text{U}$ have the highest [U] and lowest Th/U, further suggestive of U
7 addition. Three samples (Juvinas, Zag and M2) have Th/U in error of the reference
8 value and all of these have $\delta^{238}\text{U}$ within error of each other (Extended Data Item 2).
9 However, given the minor ($^{234}\text{U}/^{238}\text{U}$) excess in M2, we do not include this in our best
10 estimate of ‘bulk Earth’, $\delta^{238}\text{U} = -0.306 \pm 0.026\%$, provided by the weighted average
11 and weighted 2 standard error of Juvinas and Zag. Despite demonstrable open-system
12 behavior of U, the mean of all meteorite samples gives a $\delta^{238}\text{U}$ of $-0.36 \pm 0.04\%$ (± 2
13 standard error of the mean), which is within error of the weighted estimate from
14 pristine samples (Extended Data Item 2). Although our best estimate of ‘Bulk Earth’
15 from our meteoritic samples is only defined by two samples, and would usefully be
16 substantiated by additional measurements, we believe that the systematics of the
17 altered samples provide important evidence to support the significance of this best
18 estimate. Moreover, in terms of our main observations on terrestrial samples the
19 choice is not critical; for either the mean of all the meteorites or just the pristine ones,
20 the $\delta^{238}\text{U}$ of MORB are heavier whilst the $\delta^{238}\text{U}$ of OIB are unresolved from these
21 meteoritic values.

22

23 $\delta^{238}\text{U}$ in Ocean Island Basalts

24 A suite of 19 ocean island basalts from Iceland, Cape Verde, Azores, Canary Islands
25 and Hawaii were measured. Further details on these samples are provided in the

1 Supplementary Data Table 1. We have dominantly used historic samples, collected
2 previously for U-series studies, which have the major advantage of being fresh.
3 Notably, we analysed 4 non-historic, but still relatively young (~1 Ma) and ostensibly
4 petrographically fresh samples from La Palma, Canary Islands. Two of these samples
5 (LPF 96-39 and CS20) yielded ($^{234}\text{U}/^{238}\text{U}$) out of equilibrium, chastening us against
6 using older samples from possibly more extreme weathering environments elsewhere.
7 Nevertheless, these two samples showing clear open-system U-series behavior with
8 ($^{234}\text{U}/^{238}\text{U}$) ~2% lower than secular equilibrium, these are still within error of the
9 other La Palma samples for $\delta^{238}\text{U}$ and so we did not exclude these data from our
10 averages. This also indicates that $\delta^{238}\text{U}$ is not hugely sensitive to minor perturbations
11 of the U budget.

12
13 In terms of traditional radiogenic isotope characterization, the islands we have studied
14 cover high $^3\text{He}/^4\text{He}$ (Hawaii, Iceland), HIMU (La Palma, Canaries), EMII (Sao
15 Miguel, Azores) and FOZO (Pico, Azores and Fogo, Cape Verde) ‘flavours’ of
16 mantle signatures⁵³⁻⁵⁵. Although La Palma is not as radiogenic in its lead isotope
17 ratios as the classic French Polynesian and St. Helena localities, the latter have
18 suffered ~10 million of years of tropical weathering and so are far from ideal for
19 characterising primary U isotope ratios. We have not measured any representative
20 samples from EMI-type mantle, but nevertheless cover a large compositional range of
21 OIB.

22 23 $\delta^{238}\text{U}$ in Mid-Ocean Ridge Basalts

24 We have measured eleven glassy, axial or near axial MORB samples from all three
25 major ocean basins, Indian (n=1), Atlantic (n=3) and Pacific (n=7). Further details on

1 these samples are given in Supplementary Data Table 1 and associated references⁵⁶⁻⁶⁰.
2 All picked glasses were leached to remove possible absorbed U on ferro-manganese
3 coating, as discussed earlier. The eleven MORB glasses have Th/U of 2.1 to 2.6 and
4 all have ($^{234}\text{U}/^{238}\text{U}$) within a few permil of secular equilibrium, except the already
5 discussed Atlantic Ocean sample D18-1. As for the OIB with perturbed ($^{234}\text{U}/^{238}\text{U}$),
6 the $\delta^{238}\text{U}$ does not appear strongly affected and D18-1 has $\delta^{238}\text{U} = -0.265 \pm 0.030\%$,
7 identical to the mean $\delta^{238}\text{U}$ of all MORB, so we did not exclude this data point from
8 our averages. This observation is compatible with a mass balance calculation to
9 account for the observed ($^{234}\text{U}/^{238}\text{U}$) disequilibrium of D18-1 assuming the
10 contaminant is having U isotope compositions similar to seawater. Adding seawater
11 with ($^{234}\text{U}/^{238}\text{U}$) of 1.146 to MORB at secular equilibrium predicts a change in $\delta^{238}\text{U}$
12 of less than 0.02‰ given a seawater $\delta^{238}\text{U}$ of -0.39‰.

13

14 $\delta^{238}\text{U}$ in Island Arc Volcanics

15 A suite of nine mafic samples from the Mariana arc front²⁸ was selected to investigate
16 subduction zone processes (see Supplementary Data Table 1). These well-
17 characterised samples show variable subducted sediment input to their sources
18 combined with a rather constant flux of ‘fluid’ from the subducting, mafic oceanic
19 crust²⁸. In more detail, it has recently been argued that the sediment component
20 evident in the arc lavas is dominated by the volcanoclastic horizons rather than
21 representing an average of all lithologies, in which pelagic clay plays a significant
22 role^{28,61}. Samples with small sediment contributions, as marked by high $^{143}\text{Nd}/^{144}\text{Nd}$
23 and low Th/Nb, have low Th/U and high ($^{238}\text{U}/^{230}\text{Th}$), implying a recent, slab-derived
24 U addition to their mantle source. The systematic compositional variations of these
25 lavas allow us to extrapolate towards the possible $\delta^{238}\text{U}$ of this slab-derived fluid,

1 using a best-fit linear regression line through the data in the Th/U vs. $\delta^{238}\text{U}$ space, as
2 shown in Fig. 1 in the main text.

3

4 $\delta^{238}\text{U}$ of subduction zone inputs

5 Subducted crust can be separated into three principal, chemical components; unaltered
6 oceanic crust, altered mafic oceanic crust (AOC) and sediments. Here we analysed
7 sediments and AOC from well-characterised deep ocean drill holes^{8,25,62}, ODP 801
8 and 802 in the west Pacific, to assess the U budget of subduction-related material.
9 Not only does this location provide the best opportunity to assess the mean
10 composition of the old AOC (~170 Myr), but since it is placed in front of the Mariana
11 arc, the composition of the overlying sediments are specifically appropriate as the
12 endmember for the Mariana arc lavas.

13

14 Typical assemblages for the deeper ocean sediment package that are subducted,
15 include volcanoclastics, pelagic clays, cherts, carbonates and Fe-Mn crusts. The
16 uranium concentrations for these materials are variable in the 0.1-10 ppm range.
17 Modern seawater has a U concentration of ~3.2 ppb and a homogeneous $\delta^{238}\text{U}$ of -
18 $0.390 \pm 0.010\%$ (see Supplementary Data Table 1). Biogenic carbonate appears to
19 incorporate U from seawater without any significant isotope fractionation⁶³. The
20 measured deep-sea pelagic clays and volcanoclastics are close to the seawater $\delta^{238}\text{U}$
21 and the bulk Earth value (-0.42 to -0.28‰, Supplementary Data Table 1).
22 Furthermore, the Site 801 composite sample “801SED”, meant to reflect an average
23 of the infilling material between the pillow basalts within the basement (comprising
24 of chert, hydrothermal deposit, calcite and clay minerals) has a $\delta^{238}\text{U}$ similar to
25 seawater. Thus, the Mariana and indeed most subducting sediment packages have an

1 average $\delta^{238}\text{U}$ close to the values for modern seawater and bulk Earth.

2 |
3 The most important source of “U excess” in subduction zones is the AOC. The fluid-
4 induced alteration in oceanic crust can generally be classified into high-temperature
5 (>100°C) and low-temperature (<100°C) types.

6 |
7 The high-temperature alteration generally occurs close to the spreading ridge axis and
8 at greater depth in the crust by percolation of hot hydrothermal fluids^{64,65}. Any
9 seawater-derived U uptake in these settings is assumed to be quantitative (e.g. see ref.
10 66), however, the deeper sections of the crust (<1000 m) affected by high-temperature
11 hydrothermal circulation are generally little altered and have low U concentrations
12 close to typical MORB (e.g. 0.07 ppm)⁶⁵. Thus, the high-temperature alteration at
13 greater depth does not appear to add a significant amount of U compared to the
14 shallower low-temperature alteration²⁴.

15
16 The low-temperature alteration (<100°C) dominates at ridge-flanks with percolation
17 of less intensely heated seawater^{65,67}, and the uppermost 500 to 1000 m of the mafic
18 oceanic crust, experiences significant U addition^{8,22-25,64} with a mean 5-fold U content
19 relatively to the unaltered mid-ocean ridge basalts⁸. The low-temperature alteration is
20 therefore the area of most uptake of additional U in the subducting plate. Thus we
21 have focussed our attention on characterising this low temperature alteration using
22 average, ‘composite’ samples (see below).

23

24 **Altered, mafic oceanic crust**

25 For estimating the U concentration and $\delta^{238}\text{U}$ budget of altered oceanic crust, we have

1 made high precision $\delta^{238}\text{U}$ analyses on “composites” from the upper ~500 meters of
2 altered extrusive lavas at the well-studied ODP Site 801. This represents a substantial
3 section of the extrusive lavas erupted at a fast spreading centre⁶⁸. Secondary alteration
4 products from hydrothermal seawater flow-through suggest alteration temperatures
5 from 10-100°C increasing downwards⁶². A typical alteration sequence consists of oxic
6 celadonite formation around alteration veins, followed by Fe-hydroxides and later
7 reducing saponite and pyrite, in a zone moving away from the alteration veins and
8 into the host rock⁶². Carbonate precipitates also occur, which may have formed
9 intermittently through time^{8,62}. Uranium enrichments are evident in breccia zones and
10 in relation to redox haloes, with U concentrated at the boundary between oxidized
11 (celadonite-rich) and reduced (saponite/pyrite-rich) zones moving away from the
12 alteration veins, in a roll-front redox type U deposition pattern^{8,62}. These redox haloes
13 dominate the deeper part of the drilled section^{8,62}. In Kelley et al. (8) it is estimated
14 that about 50% of total U excess is hosted in the secondary formed carbonates and the
15 remaining is associated with the redox haloes.

16

17 From the main (tholeiitic) ~420 m alteration zone, three suites of “composite”
18 samples from different depth ranges (0-110 m, 110-220 m, 220-420 m) have been
19 prepared to average the composition of the heterogeneously altered sections in the
20 crust²⁵. The composites are physical mixtures of powders in relative proportions of
21 their abundances throughout the particular section of core and intended to physically
22 represent the bulk composition of various depth domains within the drilled sequence.
23 For each of the three composite zones three different powder mixtures were prepared:
24 “FLO” composites represent the least altered material, “VCL” the most altered
25 material and “MORB” composites represent the bulk (mixtures of the FLO and VCL

1 composites)²⁵. Furthermore, a “super-composite”, comprising an integration of the
2 full upper 420 meters of core, was made²⁵. All the composite samples have low Th/U
3 ratios (0.1-0.6), and high U concentrations of ~0.4 ppm²⁵. The U concentration of the
4 801 super-composite (0.39 ppm) is similar to the DSDP 417/418 super-composite (0.3
5 ppm) and significantly higher than estimated unaltered MORB (0.05 ppm)⁶⁹.

6
7 The $\delta^{238}\text{U}$ was measured in the three composite sections (in all three “FLO”, “VCL”
8 and “MORB” powder mixtures), the super-composite and three individual samples.
9 The $\delta^{238}\text{U}$ in the composite samples are variable through the ~420 meter sequence;
10 the upper ~110 meters averages $-0.436\pm 0.042\text{‰}$, the middle ~110 meters are
11 significantly heavier, averaging $+0.164\pm 0.086\text{‰}$ and the lower ~200 meters are in
12 between, averaging $-0.145\pm 0.045\text{‰}$ (see Supplementary Data Table 1). The “super-
13 composite” sample yielded a $\delta^{238}\text{U}$ of $-0.170\pm 0.026\text{‰}$. In addition to the composite
14 samples we analysed three single samples from different depths; (1) a capping alkali-
15 basalt ($-0.333\pm 0.044\text{‰}$) from ~26 m above the “start composite depth” of the altered
16 crust section; (2) an altered MORB ($-0.341\pm 0.044\text{‰}$) in the upper composite section
17 (~100 m) and a calcitic breccia ($-0.114\pm 0.044\text{‰}$) from the lowest composite zone (~
18 320 m). The differences in $\delta^{238}\text{U}$ between the latter two, normal, individual altered
19 oceanic crust samples are reassuringly consistent with the composites, with the
20 shallower sample showing significantly lower $\delta^{238}\text{U}$ than the deeper one. The alkali
21 basalt sample has a high U content (0.7 ppm), presumably reflecting its primary
22 composition, which will be much less influenced by secondary U addition than
23 MORB. Alkaline volcanism is atypical of oceanic crust stratigraphy but a feature of
24 some West Pacific drill sites, believed to be part of the burst of plume volcanism in
25 the Cretaceous²⁵. Fittingly, this alkali basalt sample has a $\delta^{238}\text{U}$ similar to other OIB

1 (see Supplementary Data Table 1).

2

3 The variable $\delta^{238}\text{U}$, at values distinct from seawater, shows that the seawater-derived
4 U is not quantitatively incorporated during alteration in the Site 801 AOC. During U
5 uptake involving no redox transition, U isotopes generally appear to yield similar or
6 slightly lower $\delta^{238}\text{U}$ ^{16,17,26,63,70}. However, during the U(VI) to U(IV) reduction process
7 U isotope fractionation is governed by both the nuclear field shift and mass-dependent
8 mechanisms^{71,72}. These processes lead to U isotope fractionation, but in opposite
9 directions, with the nuclear field shift dominating the total observed $^{238}\text{U}/^{235}\text{U}$
10 fractionation and leading to a preference for the heavy isotope in the reduced
11 immobile U(IV) form^{18,19,71,72}. Such shifts towards higher $\delta^{238}\text{U}$, during redox-driven
12 U uptake, have been documented in natural environments including U-enriched
13 reducing sediments^{17,37,63} and redox-driven roll-front U ore deposits^{27,73,74}. With mass-
14 balance considerations in mind, it is clear that the U incorporation constitutes a partial
15 reduction process, as a complete reduction of the available U would result in no net
16 isotopic fractionation. This implies a process in which U is partitioned between U(VI)
17 and U(IV) species but only the latter is fixed, and left immobile, with the former
18 being transported away in the percolating fluid. Such a loss of isotopically light U
19 during a partial U reduction process preferentially taking up heavy U isotopes, has
20 been shown in groundwaters associated with roll-front U ore deposits⁷³, *in-situ* bio-
21 stimulated U reduction flow-through experiments⁷⁵ and the anoxic Black Sea water
22 column⁷⁶.

23

24 For the AOC at Site 801, the $\delta^{238}\text{U}$ lower than the seawater composition in the upper
25 100 meters may be expected from a dominant oxic U uptake, through adsorption,

1 consistent with relatively oxidised conditions and high water/rock ratios⁶². A change
2 to higher $\delta^{238}\text{U}$ in the lower part of the AOC is in accordance with general U addition
3 through a reductive process and U(VI) to U(IV) transition in the deeper part of the
4 AOC with more restricted seawater flow-through^{62,64}. Furthermore, the loss of
5 isotopically light U to the upper part of the crust will mean that fluids percolating
6 deeper may anyway have higher $\delta^{238}\text{U}$ signatures than the seawater composition.
7 Both the lower and the middle part of the altered mafic crust have $\delta^{238}\text{U}$ higher than
8 seawater, with the highest $\delta^{238}\text{U}$ found in the middle part. This observation may be
9 related to the basement structure at Site 801, with variable permeability and, hence,
10 through-flow of seawater⁶² and, consequently, heterogeneous U addition throughout
11 the AOC. From the deposition of brown oxic haloes throughout the Site 801 AOC,
12 Alt & Teagle (62) estimated that most oxic seawater through-flow occurred in the
13 upper 150 m and below 300 meters depth in the core and, consequently, the most
14 reducing conditions are in between. This may explain why the highest $\delta^{238}\text{U}$ is found
15 in the middle part, as U incorporated through U reduction are more dominant in this
16 zone, compared to U uptake from oxic adsorption in the upper and lower sections.

17

18 Strikingly, the measured $\delta^{238}\text{U}$ and the U concentrations are very similar for the least
19 altered (FLO) and most altered (VCL) material in each of the composite sections.
20 This suggests that it is not the degree of alteration that dictates the U incorporation,
21 but the ambient conditions. The relatively high $\delta^{238}\text{U}$ of the super-composite suggests
22 that the reduced U in the deeper part of the AOC dominates the overall $\delta^{238}\text{U}$
23 signature.

24

25 Assuming such roll-front redox U uptake, as seen in the AOC 801, is representative of

1 modern AOC U uptake and represents the integrated modern AOC for subduction, it
2 delivers a high $\delta^{238}\text{U}$ to the mantle. In more reduced conditions U is expected to be
3 taken up in a more quantitative manner, resulting in little net isotopic fractionation of
4 the added U. Such a scenario may be expected for the alteration of mafic oceanic
5 crust from the percolation of anoxic seawater which dominated the deeper ocean prior
6 to the second rise in atmospheric oxygen $\sim 600\text{ Ma}^{15,77}$. This scenario would suggest
7 insignificant U isotopic fractionation for U uptake into AOC prior to $\sim 600\text{ Ma}$,
8 yielding a $\delta^{238}\text{U}$ similar to the mean $\delta^{238}\text{U}$ composition of rivers, the major U input
9 into the ocean. At present, the best estimate of the modern riverine $\delta^{238}\text{U}$ flux to the
10 ocean is -0.24‰^{78} , close to our bulk Earth estimate. This suggests that U is released
11 near-congruently with little net U isotope fractionation during oxidative terrestrial
12 weathering and riverine transport. Assuming near congruent U release during
13 terrestrial weathering since the great oxidation event $\sim 2.4\text{ Ga}$, and oxidation of the
14 atmosphere, quantitative uptake of U into the AOC would then imply a $\delta^{238}\text{U}$
15 composition near bulk Earth in the period $\sim 2.4\text{ Ga}$ to $\sim 600\text{ Ma}$.

16

17 **Th-U-Pb systematics of OIB**

18 *The database:* Our simple model of U recycling predicts that samples derived from
19 increasingly young mantle sources will have increasingly sub-chondritic Th/U. To
20 test this prediction we compiled data from the literature for samples, which have been
21 analysed for both Th and U concentrations and Pb isotope compositions (see
22 Extended Data Item 3). The latter provide model age constraints, as detailed below.

23

1 In order to minimize the effects of analytical problems and secondary weathering
2 processes obscuring primary signatures, we placed quite selective criteria for
3 inclusion of samples into the dataset, namely:

4 1. We only included samples with mass-spectrometric, isotope dilution data on
5 Th and U concentrations, coupled with U-series disequilibrium data. This ensures
6 high precision Th/U data and provides additional information on the magnitude of
7 possible perturbation by the melting process (see below). Moreover, since samples
8 collected for U-series data are all young, this also guards against U perturbation
9 during weathering. As discussed above, mobility of U during weathering is otherwise
10 a significant concern.

11 2. We have only selected data from the main, shielding building phases of
12 islands. Later, post-erosional lavas are frequently invoked to contain a lithospheric
13 component^{79,80}, which do not reflect the deep source we seek to investigate.

14 3. In cases where several datasets exist for the sample location, we select the
15 one containing the likely more robust techniques. Thus in the case of the Azores, we
16 use the data from Elliott et al. (81) rather than Turner et al. (82) as the MC-ICPMS Pb
17 data of the former provide much less scattered model ages than those obtained from
18 TIMS measurements of the latter.

19

20 Our database (Extended Data Item 3) thus comprises of analyses from Hawaii,
21 Iceland, Canary Islands (La Palma), Azores (Pico and São Miguel), Society Islands
22 and Samoa. We also include a composite data point for Réunion derived from
23 separate U-series and Pb isotope studies of historic eruptions. Although these studies
24 are dominantly on different sample suites, the well-documented, extreme isotopic
25 homogeneity of historic Réunion magmatism⁸³ gives us confidence to combine the

1 mean values of Th/U and Pb isotopes. There is one island (Pitcairn) for which
2 appropriate data exists according to our criteria, but which we have not plotted for
3 practical reasons. Namely, the very unradiogenic Pb isotope ratios of this island
4 yields negative model ages in our calculations and so cannot be plotted together with
5 the other data. This combined with their extremely high Th/U suggest that additional
6 processes are responsible for the striking characteristics of this 'EMI' type
7 composition, e.g. erosion of deep continental crust⁸⁴. In all, our compiled OIB
8 database covers a similar wide range of isotopic characteristics as represented by
9 samples analysed for $\delta^{238}\text{U}$ (main text Fig. 1) and so forms a fitting complement.

10

11 In main text Fig. 3 we plot each individual datum from our compilation as a point, to
12 show the range of compositions. To emphasise the contrasting mean compositions of
13 different islands we have also averaged individual samples from a given island. A
14 comment is required about the averaging of the Azores samples. The island of São
15 Miguel has a marked spatial isotopic heterogeneity, with a distinct geographic (W-E)
16 variation. Thus we have added samples from the western volcanic centre (Sete
17 Cidades) to the Pico samples to represent 'normal' Azores (I) while the other, more
18 easterly samples are averaged to give 'enriched' Azores (II).

19

20 *Pb model ages:* It has long been known that a slope on the plot of $^{206}\text{Pb}/^{204}\text{Pb}$ vs
21 $^{207}\text{Pb}/^{204}\text{Pb}$ potentially has age significance (e.g. ref. 85). Chase (10) used this
22 approach to some effect, using the linear arrays in $^{206}\text{Pb}/^{204}\text{Pb}$ vs $^{207}\text{Pb}/^{204}\text{Pb}$ defined
23 by some OIB islands to calculate isochron ages of their sources, which ranged from 1-
24 2.5 Ga. Here we follow a similar approach. However, we did not want to rely on
25 islands yielding well-defined linear arrays in Pb isotope space. Instead, we calculate

1 the model ages of individual points rather than the slope of an array of data. Both
 2 approaches assume a common first stage for all samples. From this evolving
 3 reservoir a secondary model age (t_m) and U/Pb (μ_2) are calculated to produce the
 4 modern Pb isotopic composition. The parameters of our first stage evolution are
 5 given in Extended Data Item 4 together with other input values.

6 The Pb model age we calculate represents an event, which increased U/Pb to generate
 7 modern Pb isotopic compositions that lie to the right of the Geochron. As discussed
 8 widely (e.g. see Ref. 86), the process of subduction provides an appealing physical
 9 manifestation of this model scenario. During subduction, dehydration preferentially
 10 removes Pb from the mafic crust⁸⁷, increasing the U/Pb and Th/Pb of the deep
 11 subducted residue. Thus, we believe that the model ages relate to the time of
 12 subduction of recycled oceanic crust found in OIB sources.

13

14 Explicitly we calculate our model ages by rearranging and numerical solving the
 15 following two equations (1 and 2) for μ_2 and t_M (using parameters described in
 16 Extended Data Item 4):

17

18 Equation 1:

$$19 \quad \frac{^{206}\text{Pb}}{^{204}\text{Pb}} = \frac{^{206}\text{Pb}}{^{204}\text{Pb}_{\text{CD}}} + \mu_1 (e^{\lambda_{238}t} - e^{\lambda_{238}t_m}) + \mu_2 (e^{\lambda_{238}t_m} - 1)$$

20 Equation 2:

$$21 \quad \frac{^{207}\text{Pb}}{^{204}\text{Pb}} = \frac{^{207}\text{Pb}}{^{204}\text{Pb}_{\text{CD}}} + \frac{\mu_1}{137.88} (e^{\lambda_{235}t} - e^{\lambda_{235}t_m}) + \frac{\mu_2}{137.88} (e^{\lambda_{235}t_m} - 1)$$

22 Having obtained μ_2 and t_M a model Th/U (weight ratio) of the second stage may then
 23 be calculated accordingly by rearranging equation 3:

24

1 Equation 3:

$$\frac{^{208}\text{Pb}}{^{206}\text{Pb}} = \frac{^{208}\text{Pb}}{^{206}\text{Pb}_{\text{CD}}} + \frac{\text{Th}}{\text{U}_1} \mu_1 (e^{\lambda_{232}t} - e^{\lambda_{232}t_m}) + \frac{\text{Th}}{\text{U}} \mu_2 (e^{\lambda_{232}t_m} - 1)$$

3

4 Extended Data Item 3 contains the averaged calculated model Pb ages for our OIB
5 dataset, whereas the individual model Pb ages versus measured Th/U and modeled
6 Th/U (Pb, 2-stage) are shown in main text Fig. 3. We use Th/U (weight ratio)
7 throughout as this is most commonly reported in the literature, although $^{232}\text{Th}/^{238}\text{U}$
8 (atomic ratio, kappa) is required in the calculations (albeit the difference between
9 these two ratios is not great). The measured Th/U is potentially perturbed by melting
10 and/or during melt migration to the surface. For this reason, we solely used samples
11 for which U-series measurements were available which provides direct constraints on
12 the magnitude of this process. All samples in our dataset have ^{230}Th -excesses, from
13 1-37% (Extended Data Item 5). This implies no more than 37% increase in Th/U
14 during melt generation and likely less (e.g. see discussion in ref. 88). As in the case
15 of MORB, recent melting cannot explain the trend to lower Th/U from values close to
16 the planetary reference (3.876).

17

18 The Samoan samples are notable for having Th/U higher (4.0-5.3) than the planetary
19 reference value. This cannot be solely a result of recent melt fractionation as these
20 samples have minor ($^{230}\text{Th}/^{238}\text{U}$) disequilibrium (Extended Data Item 5). This high
21 Th/U is potentially associated with lithospheric enrichment from plume-derived
22 carbonatitic metasomatism, which can fractionate Th/U but will not influence the Pb
23 isotopes⁸⁹. We note that the Samoan Pb isotopes are incompatible with their high
24 Th/U being associated with ancient fractionation, namely they have model Th/U
25 within error of the planetary Th/U. Although the Samoan source has long been

1 associated with recycled continental sediments⁹⁰, if these were recycled prior to the
2 major rise in atmospheric oxygen (as in compatible with their model age) then the
3 Th/U of the continental material should be unfractionated^{91,92} and so whether or not
4 the enriched component is continental is not a critical issue. We also stress that the
5 overall trend in the main text Fig. 3 is not pinned by Samoa, but includes Réunion and
6 the enriched samples of São Miguel. For the latter, there has been a detailed
7 discussion of why recycled sediment is not implicated in this source²⁸.

8

9 The apparently continuously declining Th/U of OIB and their typically higher values
10 than MORB argues against a significant role of excess U left residual in the
11 subducting slab lowering Th/U of OIB. Rather, we infer that the slab adds its excess
12 U, from sea-floor alteration, to the upper mantle. As hypothesized in the main text
13 this is likely to result from its mineralogical host becoming unstable during pro-grade
14 metamorphism. A host such as allanite²⁹ would survive beyond the subduction zone,
15 but ultimately melt to transfer U into the surrounding mantle. Thus, we infer the
16 declining Th/U of OIB reflects the steadily decreasing Th/U of the upper mantle
17 source, which forms crust subsequently recycled to produce further OIB. In this
18 model, the upper mantle always has lower Th/U than previously formed OIB sources.
19 The need for the excess U to be lost from recycled oceanic crust has also been
20 discussed in terms of the Pb isotope systematics of OIB (e.g. see refs. 93,94).

21

1 Continued References

- 2 31 Gutjahr, M. *et al.* Reliable extraction of a deepwater trace metal isotope signal
3 from Fe–Mn oxyhydroxide coatings of marine sediments. *Chemical Geology*
4 **242**, 351-370 (2007).
- 5 32 Goldstein, S. J., Murrell, M. T. & Janecky, D. R. Th and U isotopic
6 systematics of basalts from the Juan de Fuca and Gorda Ridges by mass
7 spectrometry. *Earth and Planetary Science Letters* **96**, 134-146 (1989).
- 8 33 Bourdon, B., Goldstein, S. J., Bourles, D., Murrell, M. T. & Langmuir, C. H.
9 Evidence from ^{10}Be and U series disequilibria on the possible contamination
10 of mid-ocean ridge basalt glasses by sedimentary material. *Geochemistry,*
11 *Geophysics, Geosystems* **1** (2000).
- 12 34 Reinitz, I. & Turekian, K. K. $^{230}\text{Th}/^{238}\text{U}$ and $^{226}\text{Ra}/^{230}\text{Th}$ fractionation in
13 young basaltic glasses from the East Pacific Rise. *Earth and Planetary Science*
14 *Letters* **94**, 199-207 (1989).
- 15 35 Andersen, M. B., Vance, D., Keech, A. R., Rickli, J. & Hudson, G. Estimating
16 U fluxes in a high-latitude, boreal post-glacial setting using U-series isotopes
17 in soils and rivers. *Chemical Geology* **354**, 22-32 (2013).
- 18 36 Richter, S. *et al.* The isotopic composition of natural uranium samples—
19 Measurements using the new $^{233}\text{U}/^{236}\text{U}$ double spike IRMM-3636.
20 *International Journal of Mass Spectrometry* **269**, 145-148 (2008).
- 21 37 Andersen, M. B. *et al.* A modern framework for the interpretation of
22 $^{238}\text{U}/^{235}\text{U}$ in studies of ancient ocean redox. *Earth and Planetary Science*
23 *Letters* **400**, 184-194 (2014).
- 24 38 Hiess, J., Condon, D. J., McLean, N. & Noble, S. R. U-238/U-235 Systematics
25 in Terrestrial Uranium-Bearing Minerals. *Science* **335**, 1610-1614 (2012).

- 1 39 Russell, W. A., Papanastassiou, D. & Tombrello, T. A. Ca isotope
2 fractionation on the Earth and Other solar system materials. *Geochimica et*
3 *Cosmochimica Acta* **42**, 1075-1090 (1978).
- 4 40 Cheng, H. *et al.* Improvements in ^{230}Th dating, ^{230}Th and ^{234}U half-life
5 values, and U–Th isotopic measurements by multi-collector inductively
6 coupled plasma mass spectrometry. *Earth and Planetary Science Letters* **371-**
7 **372**, 82-91 (2013).
- 8 41 Steele, R. C. J., Elliott, T., Coath, C. D. & Regelous, M. Confirmation of
9 mass-independent Ni isotopic variability in iron meteorites. *Geochimica et*
10 *Cosmochimica Acta* **75**, 7906-7925 (2011).
- 11 42 Stirling, C. H., Halliday, A. N. & Porcelli, D. In search of live ^{247}Cm in the
12 early solar system. *Geochimica et Cosmochimica Acta* **69**, 1059-1071 (2005).
- 13 43 Stirling, C. H., Halliday, A. N., Potter, E.-K., Andersen, M. B. & Zanda, B. A
14 low initial abundance of ^{247}Cm in the early solar system: Implications for r-
15 process nucleo-synthesis. *Earth and Planetary Science Letters* **251**, 386-397
16 (2006).
- 17 44 Brennecka, G. A. & Wadhwa, M. Uranium isotope compositions of the
18 basaltic angrite meteorites and the chronological implications for the early
19 Solar System. *Proceedings of the National Academy of Sciences* **109**, 9299-
20 9303 (2012).
- 21 45 Brennecka, G. A. *et al.* $^{238}\text{U}/^{235}\text{U}$ Variations in Meteorites: Extant ^{247}Cm
22 and Implications for Pb-Pb Dating. *Science* **327**, 449-451,
23 doi:10.1126/science.1180871 (2010).
- 24 46 Amelin, Y. *et al.* U–Pb chronology of the Solar System's oldest solids with
25 variable $^{238}\text{U}/^{235}\text{U}$. *Earth and Planetary Science Letters* **300**, 343-350 (2010).

- 1 47 Rocholl, A. & Jochum, K. P. Th, U and other trace-elements in carbonaceous
2 chondrites: implications for the terrestrial and solar-system Th/U ratios. *Earth
3 and Planetary Science Letters* **117**, 265-278 (1993).
- 4 48 Dauphas, N., Marty, B. & Reisberg, L. Molybdenum evidence for inherited
5 planetary scale isotope heterogeneity of the protosolar nebula. *Astrophysical
6 Journal* **565**, 640-644 (2002).
- 7 49 Trinquier, A. *et al.* Origin of nucleosynthetic isotope heterogeneity in the solar
8 protoplanetary disk. *Science* **324**, 374-376 (2009).
- 9 50 Barrat, J. A. *et al.* The Stannern trend eucrites: Contamination of main group
10 eucritic magmas by crustal partial melts. *Geochimica et Cosmochimica Acta*
11 **71**, 4108-4124 (2007).
- 12 51 Morgan, J. W. & Lovering, J. F. Uranium and thorium in achondrites.
13 *Geochimica et Cosmochimica Acta* **37**, 1697-1707 (1973).
- 14 52 Manhes, G., Allegre, C. J. & Provost, A. U-Th-Pb systematics of the eucrite
15 "Juvinas": precise age determination and evidence for exotic lead. *Geochimica
16 et Cosmochimica Acta* **48**, 2247-2264 (1984).
- 17 53 Zindler, A. & Hart, S. Chemical geodynamics. *Annual Review of Earth and
18 Planetary Sciences* **14**, 493-571 (1986).
- 19 54 Hart, S. R., Hauri, E. H., Oschmann, L. A. & Whitehead, J. A. Mantle plumes
20 and entrainment: isotopic evidence. *Science* **256**, 517-520 (1992).
- 21 55 Farley, K. A. & Neroda, E. Noble gases in the earth's mantle. *Annual Review
22 of Earth and Planetary Sciences* **26**, 189-218 (1998).
- 23 56 Sims, K. W. W. *et al.* Chemical and isotopic constraints on the generation and
24 transport of magma beneath the East Pacific Rise. *Geochimica et
25 Cosmochimica Acta* **66**, 3481-3504 (2002).

- 1 57 Waters, C. L. *et al.* Recent volcanic accretion at 9° N–10° N East Pacific Rise
2 as resolved by combined geochemical and geological observations.
3 *Geochemistry, Geophysics, Geosystems* **14**, 2547-2574 (2013).
- 4 58 Regelous, M. *et al.* Variations in the geochemistry of magmatism on the East
5 Pacific Rise at 10 30' N since 800 ka. *Earth and Planetary Science Letters* **168**,
6 45-63 (1999).
- 7 59 Regelous, M., Niu, Y., Abouchami, W. & Castillo, P. R. Shallow origin for
8 South Atlantic Dupal Anomaly from lower continental crust: Geochemical
9 evidence from the Mid-Atlantic Ridge at 26 S. *Lithos* **112**, 57-72 (2009).
- 10 60 Robinson, C. J., White, R. S., Bickle, M. J. & Minshull, T. A. Restricted
11 melting under the very slow-spreading Southwest Indian Ridge. *Geological*
12 *Society, London, Special Publications* **118**, 131-141 (1996).
- 13 61 Avanzinelli, R. *et al.* Combined ²³⁸U/²³⁰Th and ²³⁵U/²³¹Pa constraints on
14 the transport of slab-derived material beneath the Mariana Islands.
15 *Geochimica et Cosmochimica Acta* **92**, 308-328 (2012).
- 16 62 Alt, J. C. & Teagle, D. A. Hydrothermal alteration of upper oceanic crust
17 formed at a fast-spreading ridge: mineral, chemical, and isotopic evidence
18 from ODP Site 801. *Chemical Geology* **201**, 191-211 (2003).
- 19 63 Romaniello, S. J., Herrmann, A. D. & Anbar, A. D. Uranium concentrations
20 and ²³⁸U/²³⁵U isotope ratios in modern carbonates from the Bahamas:
21 assessing a novel paleoredox proxy. *Chemical Geology* **362**, 305-316 (2013).
- 22 64 Alt, J. C. *et al.* Subsurface structure of a submarine hydrothermal system in
23 ocean crust formed at the East Pacific Rise, ODP/IODP Site 1256.
24 *Geochemistry, Geophysics, Geosystems* **11** (2010).

- 1 65 Staudigel, H. Hydrothermal alteration processes in the oceanic crust. *Treatise*
2 *on Geochemistry* **3**, 511-535 (2003).
- 3 66 Chen, J., Wasserburg, G., Von Damm, K. & Edmond, J. The U-Th-Pb
4 systematics in hot springs on the East Pacific Rise at 21 N and Guaymas Basin.
5 *Geochimica et Cosmochimica Acta* **50**, 2467-2479 (1986).
- 6 67 Mottl, M. *et al.* Warm springs discovered on 3.5 Ma oceanic crust, eastern
7 flank of the Juan de Fuca Ridge. *Geology* **26**, 51-54 (1998).
- 8 68 Plank T. *et al.* Proceedings of the Ocean Drilling Program, Initial Reports.,
9 *Ocean Drilling Program, College Station, TX* **185** (2000).
- 10 69 Staudigel, H., Plank, T., White, B. & Schmincke, H.-U. Geochemical fluxes
11 during seafloor alteration of the basaltic upper oceanic crust: DSDP Sites 417
12 and 418. *Geophysical Monograph Series* **96**, 19-38 (1996).
- 13 70 Shiel, A. E. *et al.* No Measurable Changes in $^{238}\text{U}/^{235}\text{U}$ due to Desorption–
14 Adsorption of U (VI) from Groundwater at the Rifle, Colorado, Integrated
15 Field Research Challenge Site. *Environmental Science & Technology* **47**,
16 2535-2541 (2013).
- 17 71 Bigeleisen, J. Nuclear size and shape effects in chemical reactions. Isotope
18 chemistry of heavy elements. *Journal of the American Chemical Society* **118**,
19 3676-3680 (1996).
- 20 72 Fujii, Y., Higuchi, N., Haruno, Y., Nomura, M. & Suzuki, T. Temperature
21 dependence of isotope effects in uranium chemical exchange reactions.
22 *Journal of Nuclear Science and Technology* **43**, 400-406 (2006).
- 23 73 Murphy, M. J., Stirling, C. H., Kaltenbach, A., Turner, S. P. & Schaefer, B. F.
24 Fractionation of $^{238}\text{U}/^{235}\text{U}$ by reduction during low temperature uranium

- 1 mineralisation processes. *Earth and Planetary Science Letters* **388**, 306-317
2 (2014).
- 3 74 Brennecka, G. A., Borg, L. E., Hutcheon, I. D., Sharp, M. A. & Anbar, A. D.
4 Natural variations in uranium isotope ratios of uranium ore concentrates:
5 Understanding the $^{238}\text{U}/^{235}\text{U}$ fractionation mechanism. *Earth and Planetary*
6 *Science Letters* **291**, 228-233 (2010).
- 7 75 Bopp IV, C. J. *et al.* Uranium $^{238}\text{U}/^{235}\text{U}$ isotope ratios as indicators of
8 reduction: results from an in situ biostimulation experiment at Rifle, Colorado,
9 USA. *Environmental Science & Technology* **44**, 5927-5933 (2010).
- 10 76 Romaniello, S. J., Brennecka, G. A., Anbar, A. D. & Colman, A. S. Natural
11 Isotopic Fractionation of $^{238}\text{U}/^{235}\text{U}$ in the Water Column of the Black Sea. *Eos.*
12 *Trans. AGU* **90** (2009).
- 13 77 Partin, C. A. *et al.* Large-scale fluctuations in Precambrian atmospheric and
14 oceanic oxygen levels from the record of U in shales. *Earth and Planetary*
15 *Science Letters* **369-370**, 284-293 (2013).
- 16 78 Noordmann, J. *et al.* Fractionation of $^{238}\text{U}/^{235}\text{U}$ during weathering and
17 hydrothermal alteration, *Mineralogical Magazine* A1548 (2012).
- 18 79 Class, C. & Goldstein, S. L. Plume-lithosphere interactions in the ocean
19 basins: constraints from the source mineralogy. *Earth and Planetary Science*
20 *Letters* **150**, 245-260 (1997).
- 21 80 Lundstrom, C., Hoernle, K. & Gill, J. U-series disequilibria in volcanic rocks
22 from the Canary Islands: plume versus lithospheric melting. *Geochimica et*
23 *Cosmochimica Acta* **67**, 4153-4177 (2003).

- 1 81 Elliott, T., Blichert-Toft, J., Heumann, A., Koetsier, G. & Forjaz, V. The
2 origin of enriched mantle beneath Sao Miguel, Azores. *Geochimica et*
3 *Cosmochimica Acta* **71**, 219-240 (2007).
- 4 82 Turner, S., Hawkesworth, C., Rogers, N. & King, P. U-Th isotope
5 disequilibria and ocean island basalt generation in the Azores. *Chemical*
6 *Geology* **139**, 145-164 (1997).
- 7 83 Graham, D., Lupton, J., Albarède, F. & Condomines, M. Extreme temporal
8 homogeneity of helium-isotopes at Piton-De-La-Fournaise, Reunion Island.
9 *Nature* **347**, 545-548 (1990).
- 10 84 Willbold, M. & Stracke, A. Trace element composition of mantle end-
11 members: Implications for recycling of oceanic and upper and lower
12 continental crust. *Geochemistry, Geophysics, Geosystems* **7** (2006).
- 13 85 Patterson, C. C. Age of meteorites and the Earth. *Geochimica et*
14 *Cosmochimica Acta* **10**, 230-237 (1956).
- 15 86 Chauvel, C., Hofmann, A. W. & Vidal, P. HIMU-EM: the French Polynesian
16 connection. *Earth and Planetary Science Letters* **110**, 99-119 (1992).
- 17 87 Miller, D. M., Goldstein, S. L. & Langmuir, C. H. Cerium/lead and lead
18 isotope ratios in arc magmas and the enrichment of lead in the continents.
19 *Nature* **368**, 514-520 (1994).
- 20 88 Elliott, T. Fractionation of U and Th during mantle melting: a reprise.
21 *Chemical Geology* **139**, 165-183 (1997).
- 22 89 Hauri, E. H., Shimizu, N., Dieu, J. J. & Hart, S. R. Evidence for Hotspot-
23 Related Carbonatite Metasomatism in the Oceanic Upper-Mantle. *Nature* **365**,
24 221-227 (1993).

- 1 90 Wright, E. & White, W. M. The origin of Samoa: new evidence from Sr, Nd,
2 and Pb isotopes. *Earth and Planetary Science Letters* **81**, 151-162 (1987).
- 3 91 McLennan, S. M. & Taylor, S. R. Th and U in sedimentary rocks: crustal
4 evolution and sedimentary recycling. *Nature* **285**, 621-624 (1980).
- 5 92 Jackson, M. G. *et al.* The return of subduction continental crust in Samoan
6 lavas. *Nature* **448**, 684-687 (2007).
- 7 93 Staudigel, H. & Hart, S. R. Alteration of basaltic glass: Mechanisms and
8 significance for the oceanic crust-seawater budget. *Geochimica et*
9 *Cosmochimica Acta* **47**, 337-350 (1983).
- 10 94 Chauvel, C., Hofmann, A. W. & Vidal, P. HIMU-EM: the French Polynesian
11 connection. *Earth and Planetary Science Letters* **110**, 99-119 (1992).
- 12 95 Pietruszka, A. J. & Garcia, M. O. The size and shape of Kilauea Volcano's
13 summit magma storage reservoir: a geochemical probe. *Earth and Planetary*
14 *Science Letters* **167**, 311-320 (1999).
- 15 96 Sims, K. W. W. *et al.* Mechanisms of magma generation beneath Hawaii and
16 mid-ocean ridges: Uranium/thorium and samarium/neodymium isotopic
17 evidence. *Science* **267**, 508-512 (1995).
- 18 97 Sims, K. W. W. *et al.* Porosity of the melting zone and variations in the solid
19 mantle upwelling rate beneath Hawaii: inferences from ^{238}U - ^{230}Th - ^{226}Ra
20 and ^{235}U - ^{231}Pa disequilibria. *Geochimica et Cosmochimica Acta* **63**, 4119-
21 4138 (1999).
- 22 98 Kokfelt, T. F. *et al.* Combined trace element and Pb-Nd-Sr-O isotope
23 evidence for recycled oceanic crust (upper and lower) in the Iceland mantle
24 plume. *Journal of Petrology* **47**, 1705-1749 (2006).

- 1 99 Kokfelt, T. F., Hoernle, K. & Hauff, F. Upwelling and melting of the Iceland
2 plume from radial variation of ^{238}U - ^{230}Th disequilibria in postglacial volcanic
3 rocks. *Earth and Planetary Science Letters* **214**, 167-186 (2003).
- 4 100 Prytulak, J. & Elliott, T. Determining melt productivity of mantle sources
5 from ^{238}U - ^{230}Th and ^{235}U - ^{231}Pa disequilibria; an example from Pico Island,
6 Azores. *Geochimica et Cosmochimica Acta* **73**, 2103-2122 (2009).
- 7 101 Prytulak, J. *et al.* Melting versus contamination effects on ^{238}U - ^{230}Th - ^{226}Ra
8 and ^{235}U - ^{231}Pa disequilibria in lavas from Sao Miguel, Azores. *Chemical*
9 *Geology* **381**, 94-109 (2014).
- 10 102 Elliott, T. Element fractionation in the petrogenesis of ocean island basalts *Ph.*
11 *D. thesis (Open University)*, pp192 (1991).
- 12 103 Marcantonio, F., Zindler, A., Elliott, T. & Staudigel, H. Os isotope systematics
13 of La Palma, Canary Islands: evidence for recycled crust in the mantle source
14 of HIMU ocean islands. *Earth and Planetary Science Letters* **133**, 397-410
15 (1995).
- 16 104 Hémond, C., Devey, C. W. & Chauvel, C. Source compositions and melting
17 processes in the Society and Austral plumes (South Pacific Ocean): element
18 and isotope (Sr, Nd, Pb, Th) geochemistry. *Chemical Geology* **115**, 7-45
19 (1994).
- 20 105 Sims, K. W. W. & Hart, S. R. Comparison of Th, Sr, Nd and Pb isotopes in
21 oceanic basalts: implications for mantle heterogeneity and magma genesis.
22 *Earth and Planetary Science Letters* **245**, 743-761 (2006).
- 23 106 Bosch, D. *et al.* Pb, Hf and Nd isotope compositions of the two Réunion
24 volcanoes (Indian Ocean): A tale of two small-scale mantle “blobs”? *Earth*
25 *and Planetary Science Letters* **265**, 748-765 (2008).

1 107 Sigmarsson, O., Condomines, M. & Bachèlery, P. Magma residence time
2 beneath the Piton de la Fournaise Volcano, Reunion Island, from U-series
3 disequilibria. *Earth and Planetary Science Letters* **234**, 223-234 (2005).

4

5

1 **Extended Data Item 1 | $\delta^{238}\text{U}$ reproducibility of standards.** Repeated $\delta^{238}\text{U}$ measurements of a range of
2 standards with different matrixes (CZ-1 uraninite, BHVO-2/LP 45 E basalts, seawater) are shown. All have external
3 reproducibility (2 standard deviation, grey shaded area) better than $\pm 0.30\%$, a similar range as the internal
4 measurements uncertainty (2 standard error) for individual samples (see methods for further discussion). The
5 different symbols refer to the different measurement set-up (see Supplementary Data Table 4 for details).

6

7 **Extended Data Item 2 | U-Th geochemistry of analysed meteorites.** a) $\delta^{238}\text{U}$ vs. U concentration for ordinary
8 chondrites (black diamonds; “finds”, red diamonds; “falls”); b) $d^{238}\text{U}$ vs. ($^{234}\text{U}/^{238}\text{U}$) for ordinary chondrites (symbols as
9 in a) and eucrites (blue circles); c) $d^{238}\text{U}$ vs. Th/U for the same samples as above; d) A ‘Caltech plot’ of the $d^{238}\text{U}$ of
10 individual meteorite samples and averages based on (1) the two only meteorites with ($^{234}\text{U}/^{238}\text{U}$) within error of
11 secular equilibrium (“Mean (Z+J)”) and (2) of all the analysed meteorites (“Mean all”).

12

13 **Extended Data Item 3 | Literature compilation of Pb, U and Th in Ocean Island Basalts**

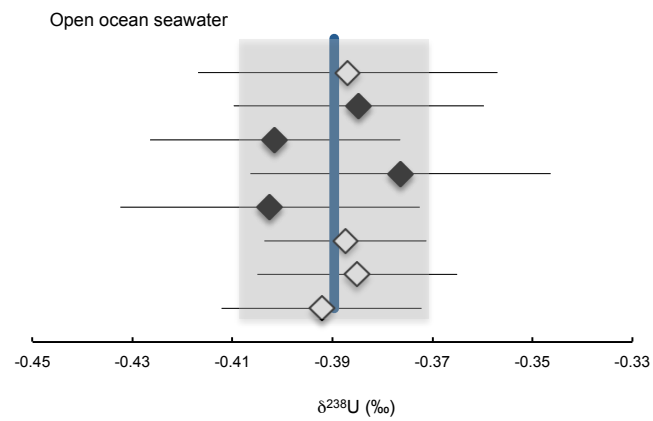
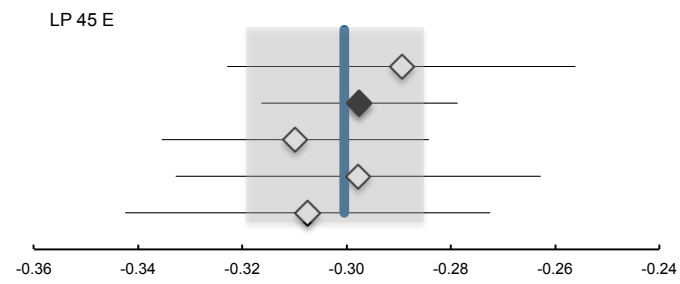
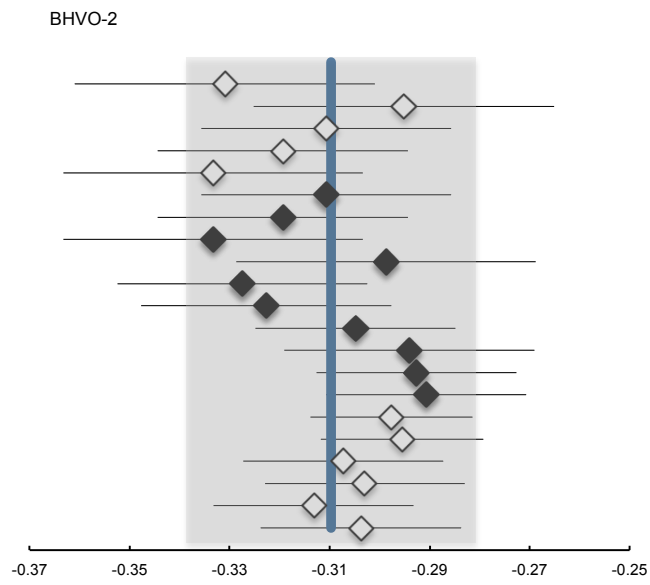
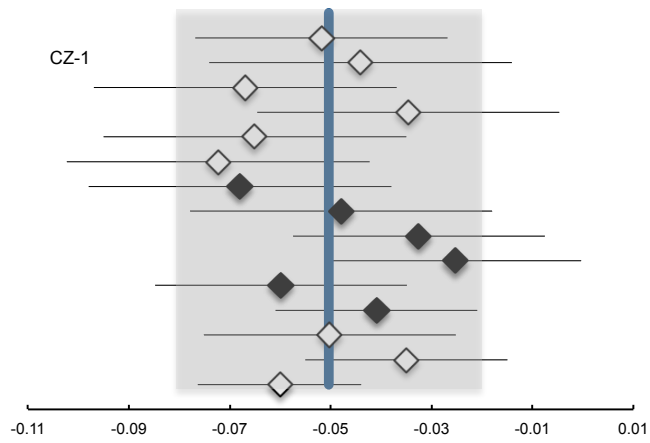
14

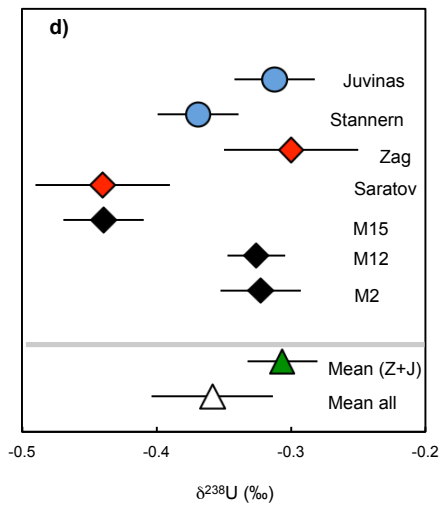
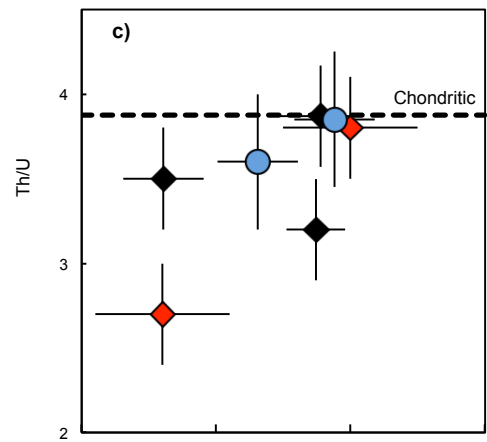
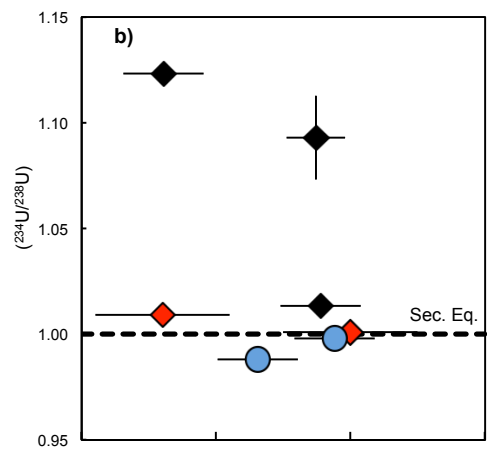
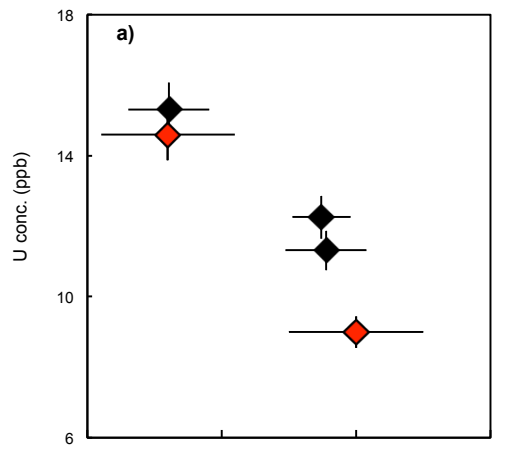
15 **Extended Data Item 4 | Input parameters for calculating Pb model ages**

16

17 **Extended Data Items 5 | U-Th isotope systematics in the OIB used for Pb age modeling.** Symbol colours are as
18 in the main text Figure 3: (1) Hawaii; (2) Iceland; (3) Azores I; (4) La Palma; (5) French Polynesia; (6) Samoa; (7) Sao
19 Miguel II; (8) Reunion. References can be found in Extended Data Item 3. Note that the y-axis is activity ratios
20 whereas the x-axis is a weight ratio. Stippled line represents secular equilibrium of ($^{230}\text{Th}/^{238}\text{U}$).

21





Extended Data Item 3 | Pb, U and Th literature compilation for Ocean Island Basalts

N*	Locality	Ref. Pb	Ref. Th/U	n†	age (Ga)‡
1.	Hawaii (Kilauea)	(95,96,97)	(95,96,97)	3	1.76
2.	Iceland	(98)	(99)	35	1.81
3.	Azores I (Sao Miguel/Pico)	(81)	(100,101)	10	1.89
4.	Canaries (La Palma)	(102,103)	(102)	8	1.92
5.	French Polynesia	(104)	(104)	11	2.12
6.	Samoa	(105)	(105)	13	2.25
7.	Azores II (Sao Miguel)	(81)	(100)	13	2.33
8.	Reunion	(106)	(107)	(average)	2.42

Locality number used in main text Figure 3

†Number of individual data-points

‡ Average Pb model ages (t_m) for each locality, see methods

Extended Data Item 4 | Input parameters for calculating Pb model ages

Initial composition*:

$^{206}\text{Pb}/^{204}\text{Pb}$ (Canyon Diablo):	9.3066
$^{207}\text{Pb}/^{204}\text{Pb}$ (Canyon Diablo):	10.293
$^{208}\text{Pb}/^{204}\text{Pb}$ (Canyon Diablo):	29.475
μ_1 (1. Stage $^{238}\text{U}/^{204}\text{Pb}$):	7.85
Th/U ₁ (1. Stage):	3.876
t (time ago, Ga):	4.57
$^{238}\text{U}/^{235}\text{U}$:	137.88 [†]
k	1.03326 [‡]

Decay constants (y^{-1}):

λ_{238} (^{238}U):	1.551E-10
λ_{235} (^{235}U):	9.849E-10
λ_{232} (^{232}Th):	4.948E-11

*Radioactive element abundances and ratios are reported as present day values

[†]The “old consensus value” is used to be comparable with literature data

[‡]k is the conversion factor of Th/U weight ratios to atomic ratios of $^{232}\text{Th}/^{238}\text{U}$ (or kappa). We use Th/U (weight ratios) throughout the text for consistency with most literature

