

2015

# 15. Gauss's Law for Magnetic Field and Ampere's Law

Gerhard Müller

University of Rhode Island, gmuller@uri.edu

Creative Commons License



This work is licensed under a [Creative Commons Attribution-Noncommercial-Share Alike 4.0 License](http://creativecommons.org/licenses/by-nc-sa/4.0/).  
Follow this and additional works at: [http://digitalcommons.uri.edu/elementary\\_physics\\_2](http://digitalcommons.uri.edu/elementary_physics_2)

## Abstract

Part fifteen of course materials for Elementary Physics II (PHY 204), taught by Gerhard Müller at the University of Rhode Island. Documents will be updated periodically as more entries become presentable.

Some of the slides contain figures from the textbook, Paul A. Tipler and Gene Mosca. *Physics for Scientists and Engineers*, 5<sup>th</sup>/6<sup>th</sup> editions. The copyright to these figures is owned by W.H. Freeman. We acknowledge permission from W.H. Freeman to use them on this course web page. The textbook figures are not to be used or copied for any purpose outside this class without direct permission from W.H. Freeman.

---

## Recommended Citation

Müller, Gerhard, "15. Gauss's Law for Magnetic Field and Ampere's Law" (2015). *PHY 204: Elementary Physics II*. Paper 12.  
[http://digitalcommons.uri.edu/elementary\\_physics\\_2/12](http://digitalcommons.uri.edu/elementary_physics_2/12)

This Course Material is brought to you for free and open access by the Physics Course Materials at DigitalCommons@URI. It has been accepted for inclusion in PHY 204: Elementary Physics II by an authorized administrator of DigitalCommons@URI. For more information, please contact [digitalcommons@etal.uri.edu](mailto:digitalcommons@etal.uri.edu).

# Gauss's Law for Electric Field

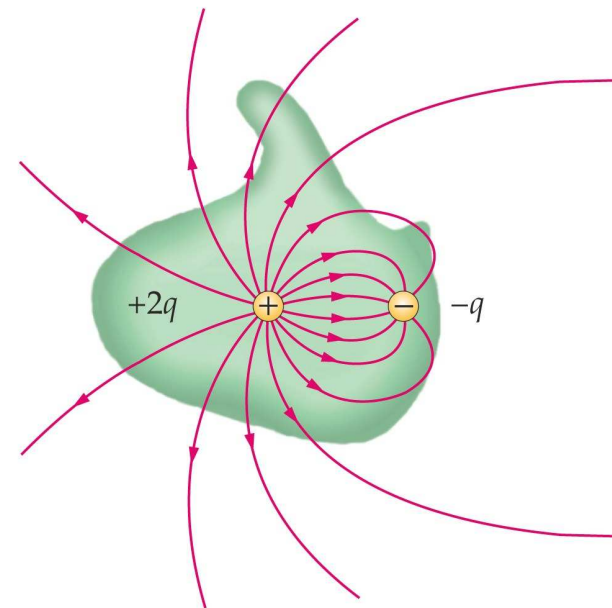


The net electric flux  $\Phi_E$  through any closed surface is equal to the net charge  $Q_{in}$  inside divided by the permittivity constant  $\epsilon_0$ :

$$\oint \vec{E} \cdot d\vec{A} = 4\pi k Q_{in} = \frac{Q_{in}}{\epsilon_0} \quad \text{i.e.} \quad \Phi_E = \frac{Q_{in}}{\epsilon_0} \quad \text{with} \quad \epsilon_0 = 8.854 \times 10^{-12} \text{C}^2 \text{N}^{-1} \text{m}^{-2}$$

The closed surface can be real or fictitious. It is called “Gaussian surface”.  
The symbol  $\oint$  denotes an integral over a closed surface in this context.

- Gauss's law is a general relation between electric charge and electric field.
- In electrostatics: Gauss's law is equivalent to Coulomb's law.
- Gauss's law is one of four Maxwell's equations that govern cause and effect in electricity and magnetism.



# Gauss's Law for Magnetic Field

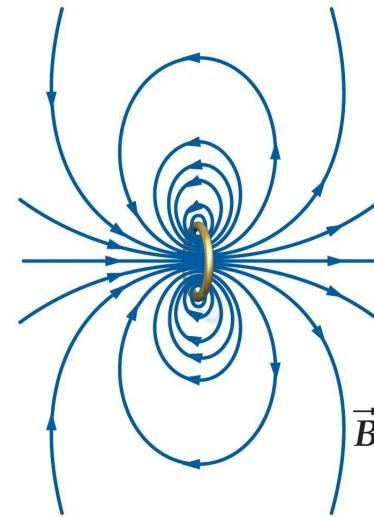
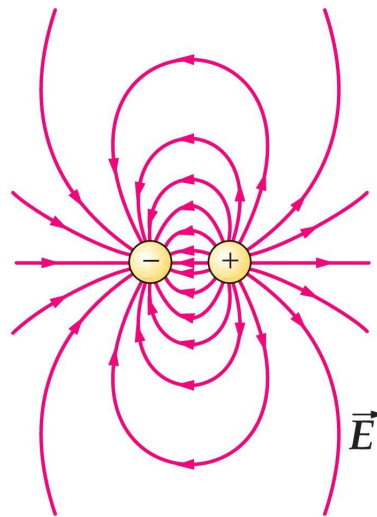


The net magnetic flux  $\Phi_B$  through any closed surface is equal to zero:

$$\oint \vec{B} \cdot d\vec{A} = 0.$$

There are no magnetic charges. Magnetic field lines always close in themselves. No matter how the (closed) Gaussian surface is chosen, the net magnetic flux through it always vanishes.

The figures below illustrate Gauss's laws for the electric and magnetic fields in the context of an electric dipole (left) and a magnetic dipole (right).



# Ampère's Law (Restricted Version)



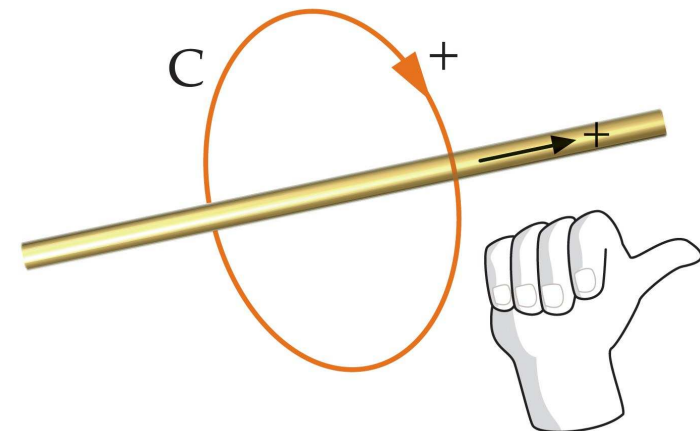
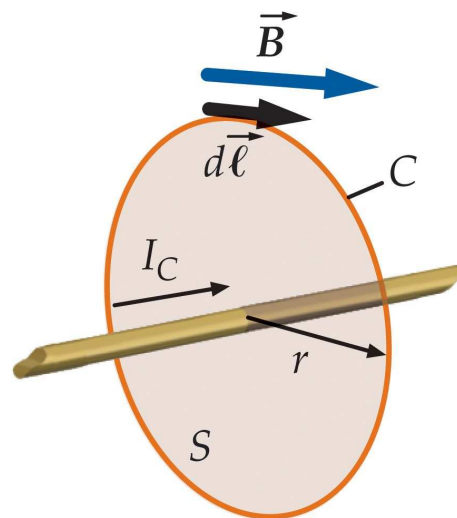
The circulation integral of the magnetic field  $\vec{B}$  around any closed curve (loop)  $C$  is equal to the net electric current  $I_C$  flowing through the loop:

$$\oint \vec{B} \cdot d\vec{\ell} = \mu_0 I_C, \quad \text{with } \mu_0 = 4\pi \times 10^{-7} \text{ Tm/A}$$

The symbol  $\oint$  denotes an integral over a closed curve in this context.

Note: Only the component of  $\vec{B}$  tangential to the loop contributes to the integral.

The positive current direction through the loop is determined by the right-hand rule.

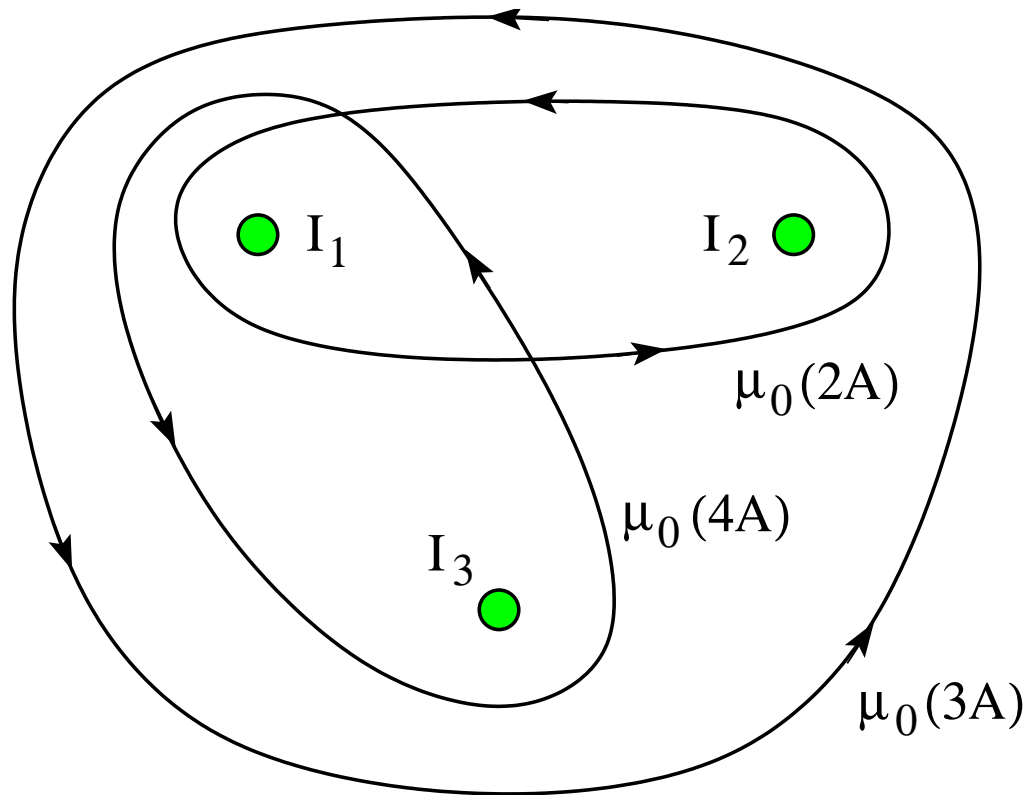


# Ampère's Law: Application (1)



The line integrals  $\oint \vec{B} \cdot d\vec{s}$  along the three Amperian loops are as indicated.

- Find the direction ( $\odot$ ,  $\otimes$ ) and the magnitude of the currents  $I_1$ ,  $I_2$ ,  $I_3$ .

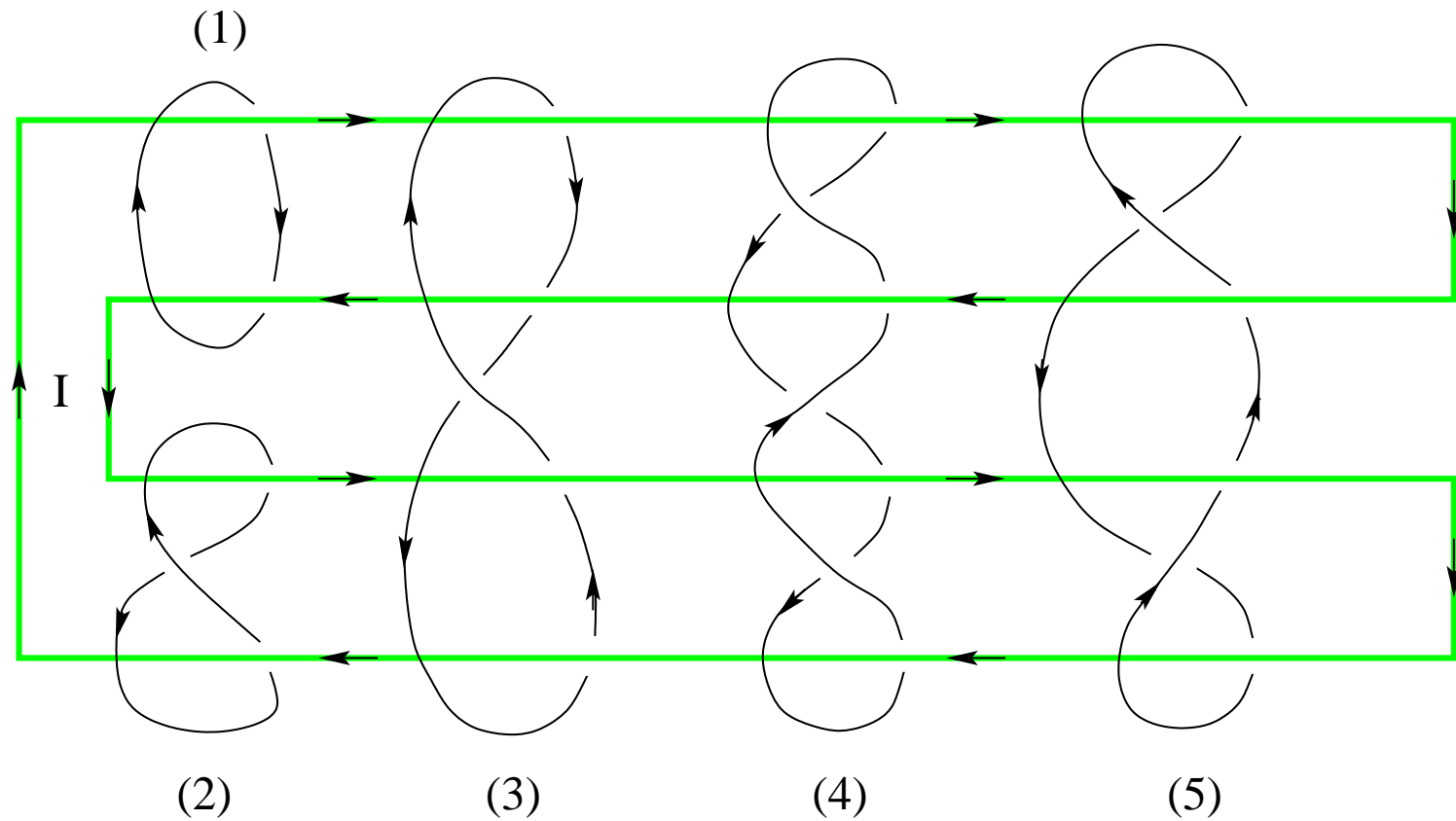


# Ampère's Law: Application (2)



An electric current  $I$  flows through the wire in the direction indicated.

- Determine for each of the five Amperian loops whether the line integral  $\oint \vec{B} \cdot d\vec{s}$  is positive, negative, or zero.

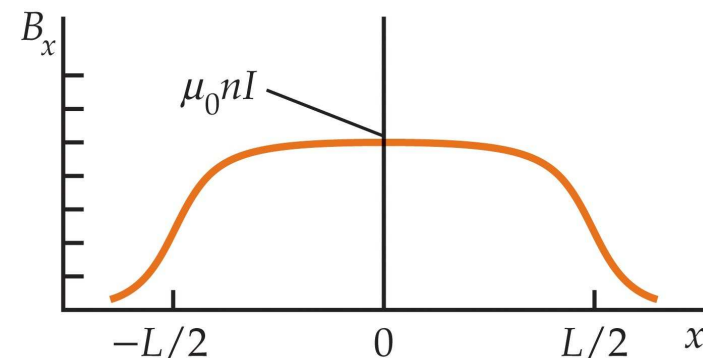
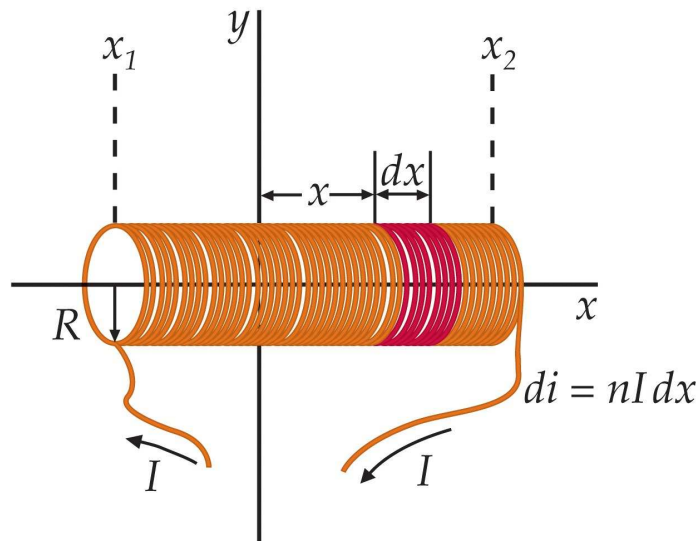


# Magnetic Field on the Axis of a Solenoid



- Number of turns per unit length:  $n = N/L$
- Current circulating in ring of width  $dx'$ :  $nI dx'$
- Magnetic field on axis of ring:  $dB_x = \frac{\mu_0(nI dx')}{2} \frac{R^2}{[(x - x')^2 + R^2]^{3/2}}$
- Magnetic field on axis of solenoid:

$$B_x = \frac{\mu_0 n I}{2} R^2 \int_{x_1}^{x_2} \frac{dx'}{[(x - x')^2 + R^2]^{3/2}} = \frac{\mu_0 n I}{2} \left( \frac{x - x_1}{\sqrt{(x - x_1)^2 + R^2}} - \frac{x - x_2}{\sqrt{(x - x_2)^2 + R^2}} \right)$$

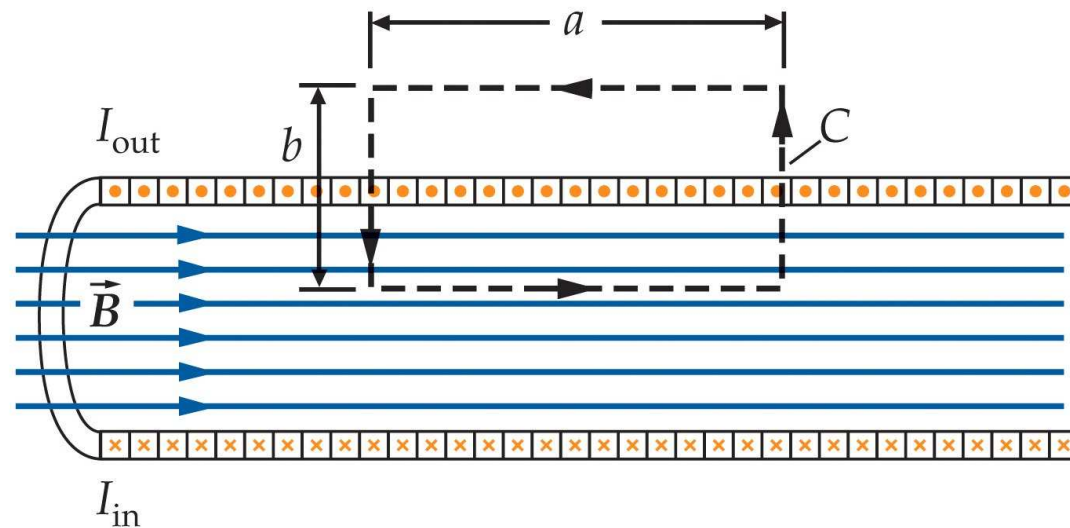


# Ampère's Law: Magnetic Field Inside a Long Solenoid



Apply Ampère's law,  $\oint \vec{B} \cdot d\vec{\ell} = \mu_0 I_C$ , to the rectangular Amperian loop shown.

- Magnetic field inside: strong, uniform, directed along axis.
- Magnetic field outside: negligibly weak.
- Number of turns per unit length:  $n$ .
- Total current through Amperian loop:  $I_C = nIa$  ( $I$  is the current in the wire).
- Ampère's law applied to rectangular loop:  $Ba = \mu_0 nIa$ .
- Magnetic field inside:  $B = \mu_0 nI$ .



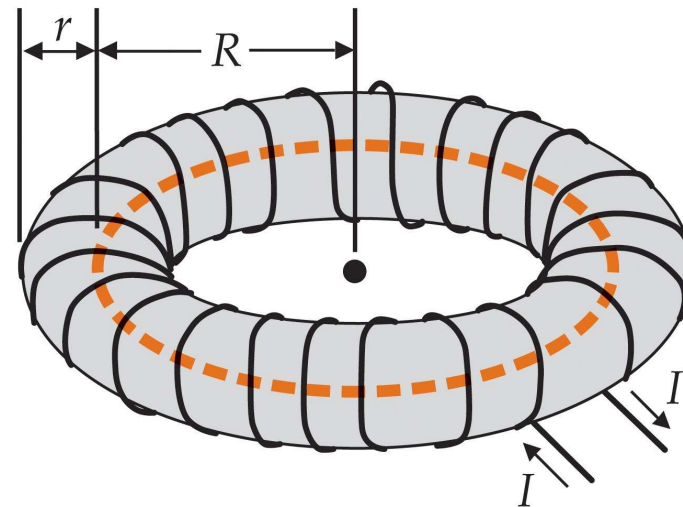


# Ampère's Law: Magnetic Field Inside a Toroid



Apply Ampère's law,  $\oint \vec{B} \cdot d\vec{\ell} = \mu_0 I_C$ , to the circular Amperian loop shown.

- Magnetic field inside: directed tangentially with magnitude depending on  $R$  only.
- Magnetic field outside: negligibly weak.
- Number of turns:  $N$ .
- Total current through Amperian loop:  $I_C = NI$  ( $I$  is the current in the wire).
- Ampère's law applied to circular loop:  $B(2\pi R) = \mu_0 NI$ .
- Magnetic field inside:  $B = \frac{\mu_0 NI}{2\pi R}$ .



# Ampère's Law: Magnetic Field Inside a Wire



Consider a long, straight wire of radius  $R$ .

The current  $I$  is distributed uniformly over the cross section.

Apply Ampère's law,  $\oint \vec{B} \cdot d\vec{\ell} = \mu_0 I_C$ , to the circular loop of radius  $r < R$ .

- The symmetry dictates that the magnetic field  $\vec{B}$  is directed tangentially with magnitude  $B$  depending on  $R$  only.

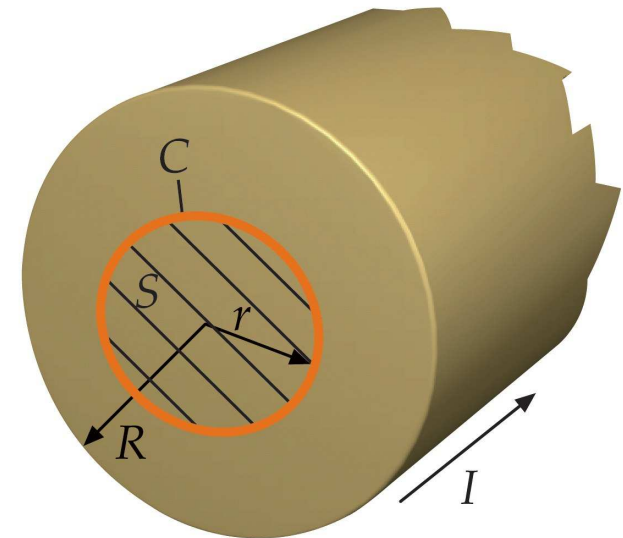
- Line integral:  $\oint \vec{B} \cdot d\vec{\ell} = B(2\pi r)$ .

- Fraction of current inside loop:  $\frac{I_C}{I} = \frac{\pi r^2}{\pi R^2}$ .

- Magnetic field at radius  $r < R$ :  $B = \frac{\mu_0 I_C}{2\pi r} = \frac{\mu_0 I r}{2\pi R^2}$ .

- $B$  increases linearly with  $r$  from zero at the center.

- Magnetic field at the perimeter:  $B = \frac{\mu_0 I}{2\pi R}$ .



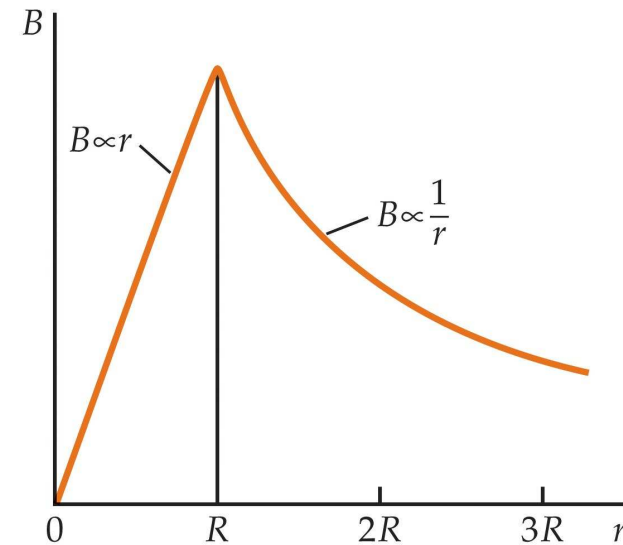
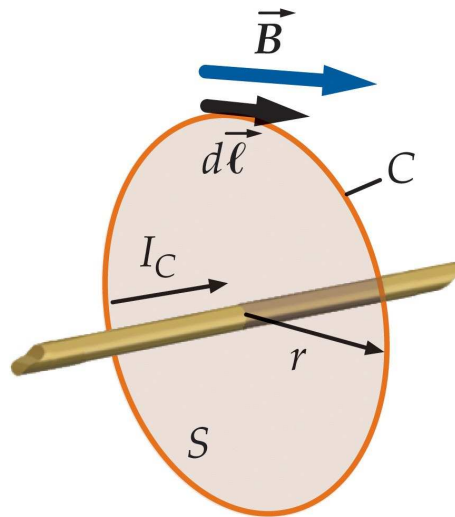
# Ampère's Law: Magnetic Field Outside a Wire



Consider a long, straight wire of radius  $R$  with current  $I$ .

Apply Ampère's law,  $\oint \vec{B} \cdot d\vec{\ell} = \mu_0 I_C$ , to the circular loop of radius  $r > R$ .

- The symmetry dictates that the magnetic field  $\vec{B}$  is directed tangentially with magnitude  $B$  depending on  $R$  only.
- Current inside loop:  $I_C = I$ .
- Ampère's law applied:  $B(2\pi r) = \mu_0 I$ .
- Magnetic field at radius  $r > R$ :  $B = \frac{\mu_0 I}{2\pi r}$ .



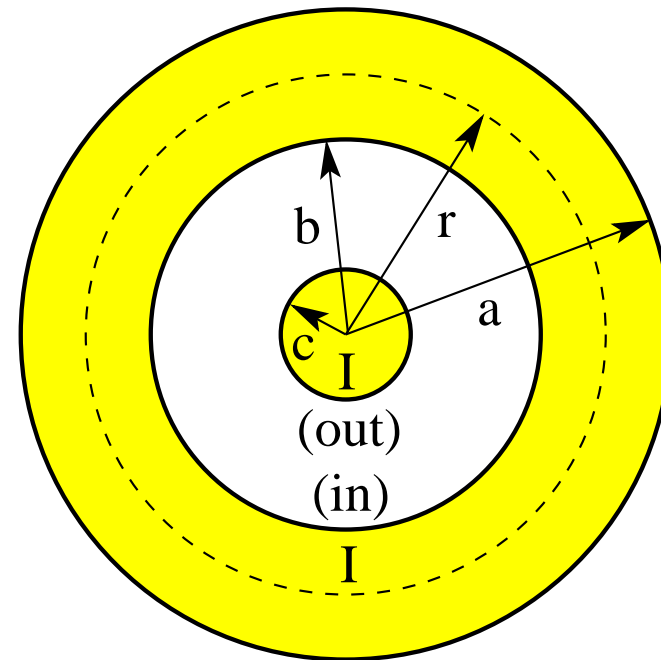
# Ampère's Law: Coaxial Cable



Consider a long coaxial cable, consisting of two cylindrical conductors separated by an insulator as shown in a cross-sectional view.

There is a current  $I$  flowing out of the plane in the inner conductor and a current of equal magnitude  $I$  flowing into the plane in the outer conductor.

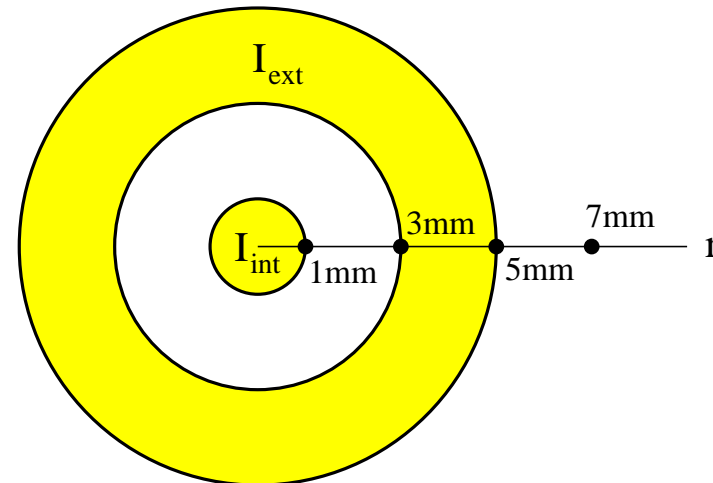
Calculate the magnetic field  $B$  as a function of the radial coordinate  $r$ .



## Unit Exam III: Problem #3 (Spring '12)



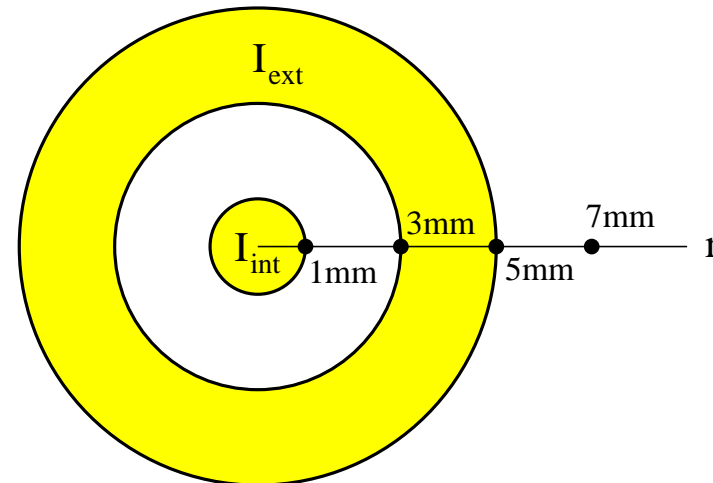
The coaxial cable shown in cross section has surfaces at radii 1mm, 3mm, and 5mm. Equal currents flow through both conductors:  $I_{int} = I_{ext} = 0.03\text{A} \odot$  (out). Find direction ( $\uparrow, \downarrow$ ) and magnitude ( $B_1, B_3, B_5, B_7$ ) of the magnetic field at the four radii indicated ( $\bullet$ ).



## Unit Exam III: Problem #3 (Spring '12)



The coaxial cable shown in cross section has surfaces at radii 1mm, 3mm, and 5mm. Equal currents flow through both conductors:  $I_{int} = I_{ext} = 0.03\text{A} \odot$  (out). Find direction ( $\uparrow, \downarrow$ ) and magnitude ( $B_1, B_3, B_5, B_7$ ) of the magnetic field at the four radii indicated ( $\bullet$ ).



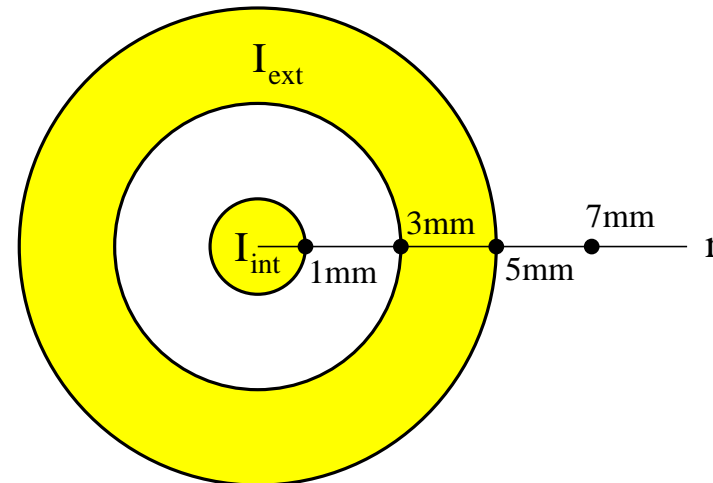
**Solution:**

$$2\pi(1\text{mm})B_1 = \mu_0(0.03\text{A}) \Rightarrow B_1 = 6\mu\text{T} \uparrow$$

## Unit Exam III: Problem #3 (Spring '12)



The coaxial cable shown in cross section has surfaces at radii 1mm, 3mm, and 5mm. Equal currents flow through both conductors:  $I_{int} = I_{ext} = 0.03\text{A} \odot$  (out). Find direction ( $\uparrow, \downarrow$ ) and magnitude ( $B_1, B_3, B_5, B_7$ ) of the magnetic field at the four radii indicated ( $\bullet$ ).



**Solution:**

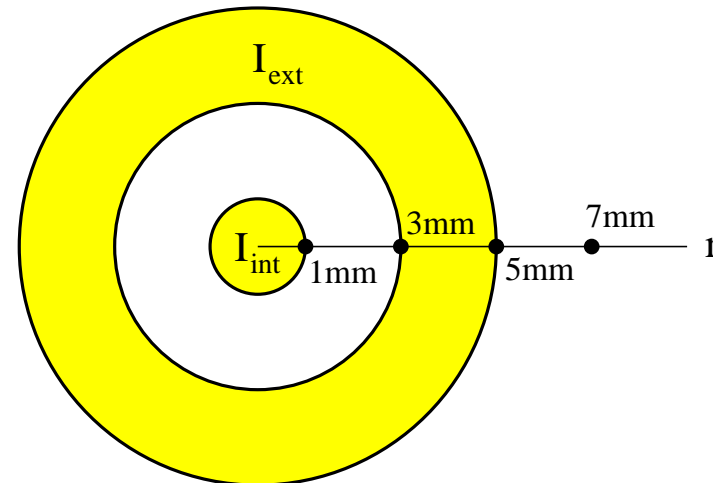
$$2\pi(1\text{mm})B_1 = \mu_0(0.03\text{A}) \Rightarrow B_1 = 6\mu\text{T} \uparrow$$

$$2\pi(3\text{mm})B_1 = \mu_0(0.03\text{A}) \Rightarrow B_1 = 2\mu\text{T} \uparrow$$

# Unit Exam III: Problem #3 (Spring '12)



The coaxial cable shown in cross section has surfaces at radii 1mm, 3mm, and 5mm. Equal currents flow through both conductors:  $I_{int} = I_{ext} = 0.03\text{A} \odot$  (out). Find direction ( $\uparrow, \downarrow$ ) and magnitude ( $B_1, B_3, B_5, B_7$ ) of the magnetic field at the four radii indicated ( $\bullet$ ).



**Solution:**

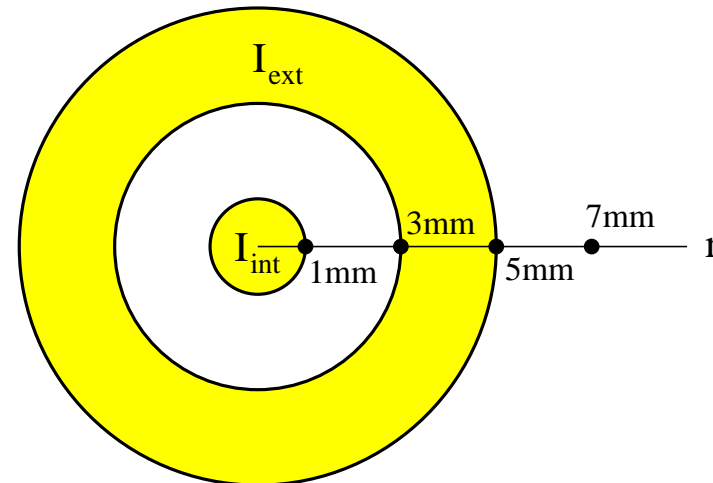
$$\begin{aligned} 2\pi(1\text{mm})B_1 &= \mu_0(0.03\text{A}) \Rightarrow B_1 = 6\mu\text{T} \uparrow \\ 2\pi(3\text{mm})B_1 &= \mu_0(0.03\text{A}) \Rightarrow B_1 = 2\mu\text{T} \uparrow \\ 2\pi(5\text{mm})B_1 &= \mu_0(0.06\text{A}) \Rightarrow B_1 = 2.4\mu\text{T} \uparrow \end{aligned}$$



# Unit Exam III: Problem #3 (Spring '12)



The coaxial cable shown in cross section has surfaces at radii 1mm, 3mm, and 5mm. Equal currents flow through both conductors:  $I_{int} = I_{ext} = 0.03\text{A} \odot$  (out). Find direction ( $\uparrow, \downarrow$ ) and magnitude ( $B_1, B_3, B_5, B_7$ ) of the magnetic field at the four radii indicated ( $\bullet$ ).



**Solution:**

$$2\pi(1\text{mm})B_1 = \mu_0(0.03\text{A}) \Rightarrow B_1 = 6\mu\text{T} \uparrow$$

$$2\pi(3\text{mm})B_1 = \mu_0(0.03\text{A}) \Rightarrow B_1 = 2\mu\text{T} \uparrow$$

$$2\pi(5\text{mm})B_1 = \mu_0(0.06\text{A}) \Rightarrow B_1 = 2.4\mu\text{T} \uparrow$$

$$2\pi(7\text{mm})B_1 = \mu_0(0.06\text{A}) \Rightarrow B_1 = 1.71\mu\text{T} \uparrow$$

# Unit Exam III: Problem #2 (Spring '08)



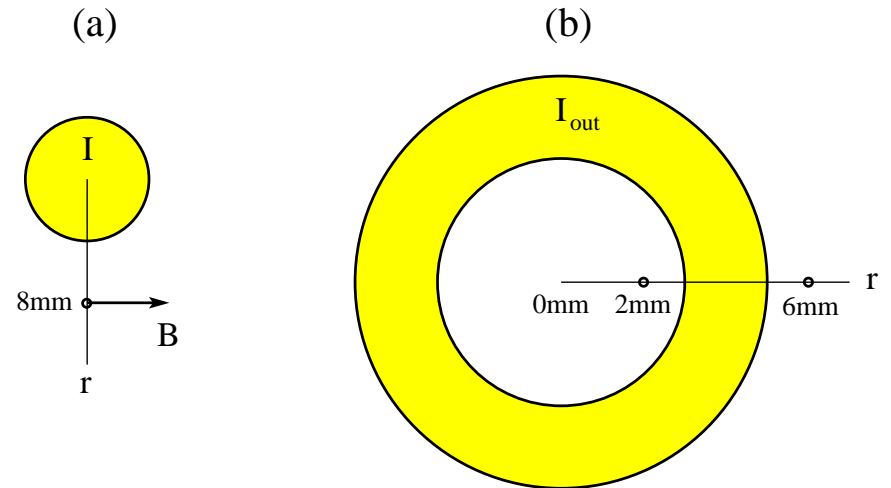
(a) Consider a solid wire of radius  $R = 3\text{mm}$ .

Find magnitude  $I$  and direction (in/out) that produces a magnetic field  $B = 7\mu\text{T}$  at radius  $r = 8\text{mm}$ .

(b) Consider a hollow cable with inner radius  $R_{int} = 3\text{mm}$  and outer radius  $R_{ext} = 5\text{mm}$ .

A current  $I_{out} = 0.9\text{A}$  is directed out of the plane.

Find direction (up/down) and magnitude  $B_2, B_6$  of the magnetic field at radius  $r_2 = 2\text{mm}$  and  $r_6 = 6\text{mm}$ , respectively.



# Unit Exam III: Problem #2 (Spring '08)



(a) Consider a solid wire of radius  $R = 3\text{mm}$ .

Find magnitude  $I$  and direction (in/out) that produces a magnetic field  $B = 7\mu\text{T}$  at radius  $r = 8\text{mm}$ .

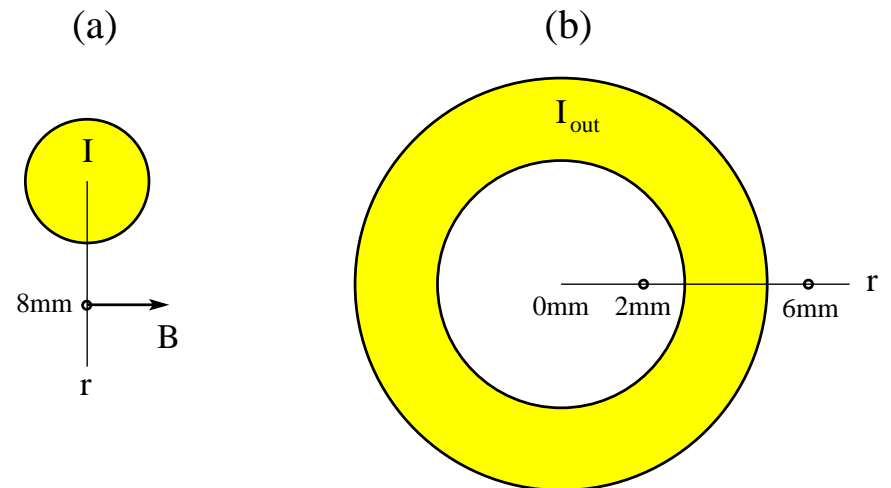
(b) Consider a hollow cable with inner radius  $R_{int} = 3\text{mm}$  and outer radius  $R_{ext} = 5\text{mm}$ .

A current  $I_{out} = 0.9\text{A}$  is directed out of the plane.

Find direction (up/down) and magnitude  $B_2, B_6$  of the magnetic field at radius  $r_2 = 2\text{mm}$  and  $r_6 = 6\text{mm}$ , respectively.

**Solution:**

$$(a) \quad 7\mu\text{T} = \frac{\mu_0 I}{2\pi(8\text{mm})} \Rightarrow I = 0.28\text{A} \quad (\text{out}).$$



# Unit Exam III: Problem #2 (Spring '08)



(a) Consider a solid wire of radius  $R = 3\text{mm}$ .

Find magnitude  $I$  and direction (in/out) that produces a magnetic field  $B = 7\mu\text{T}$  at radius  $r = 8\text{mm}$ .

(b) Consider a hollow cable with inner radius  $R_{int} = 3\text{mm}$  and outer radius  $R_{ext} = 5\text{mm}$ .

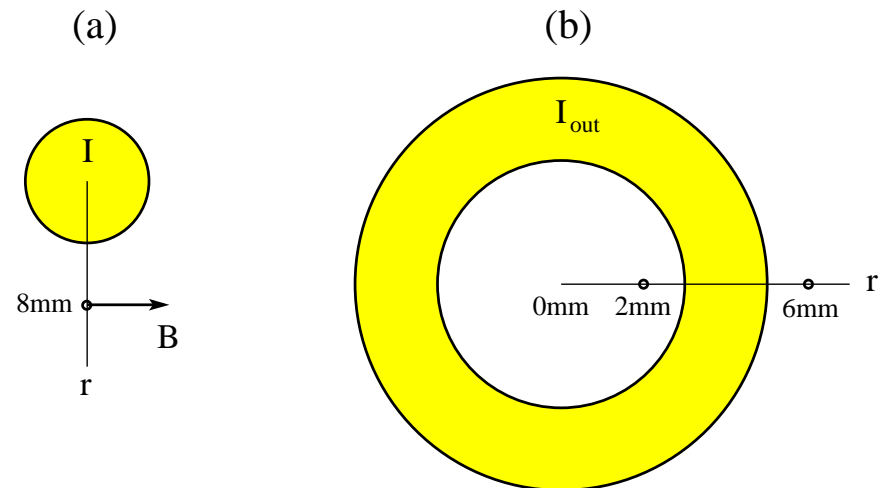
A current  $I_{out} = 0.9\text{A}$  is directed out of the plane.

Find direction (up/down) and magnitude  $B_2, B_6$  of the magnetic field at radius  $r_2 = 2\text{mm}$  and  $r_6 = 6\text{mm}$ , respectively.

**Solution:**

$$(a) \quad 7\mu\text{T} = \frac{\mu_0 I}{2\pi(8\text{mm})} \Rightarrow I = 0.28\text{A} \quad (\text{out}).$$

$$(b) \quad B_2 = 0, \quad B_6 = \frac{\mu_0(0.9\text{A})}{2\pi(6\text{mm})} = 30\mu\text{T} \quad (\text{up}).$$

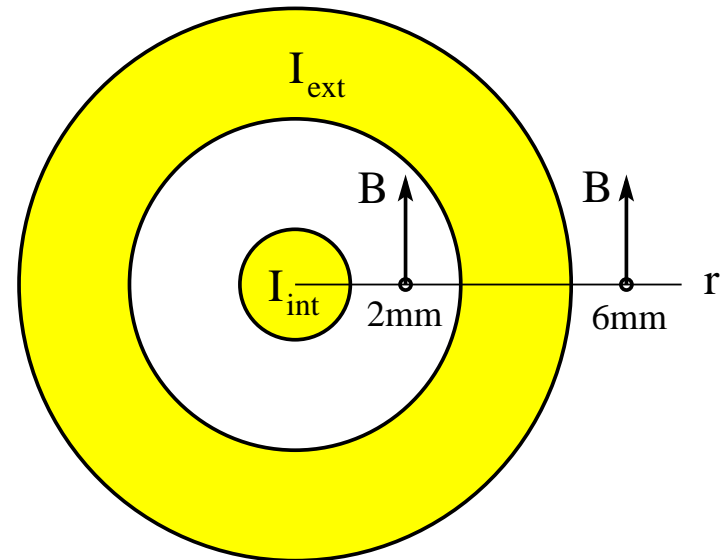


## Unit Exam III: Problem #2 (Spring '11)



The coaxial cable shown has surfaces at radii 1mm, 3mm, and 5mm. The magnetic field is the same at radii 2mm and 6mm, namely  $B = 7\mu\text{T}$  in the direction shown.

- (a) Find magnitude (in SI units) and direction (in/out) of the current  $I_{\text{int}}$  flowing through the inner conductor.
- (b) Find magnitude (in SI units) and direction (in/out) of the current  $I_{\text{ext}}$  flowing through the outer conductor.

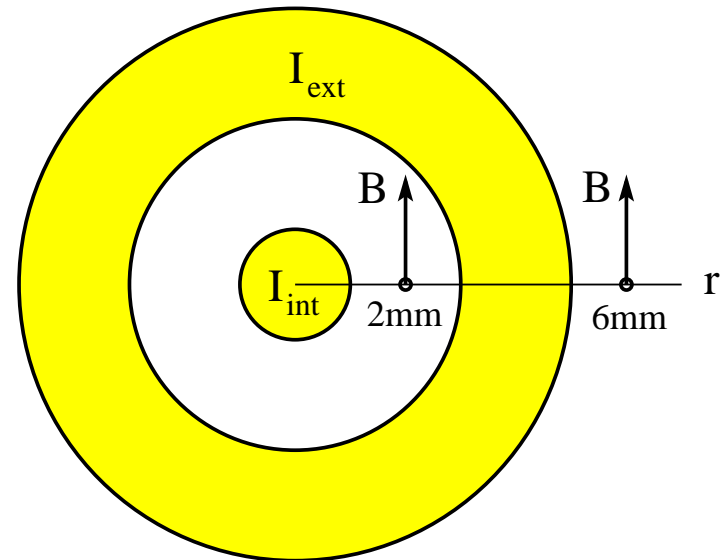


## Unit Exam III: Problem #2 (Spring '11)



The coaxial cable shown has surfaces at radii 1mm, 3mm, and 5mm. The magnetic field is the same at radii 2mm and 6mm, namely  $B = 7\mu\text{T}$  in the direction shown.

- (a) Find magnitude (in SI units) and direction (in/out) of the current  $I_{\text{int}}$  flowing through the inner conductor.
- (b) Find magnitude (in SI units) and direction (in/out) of the current  $I_{\text{ext}}$  flowing through the outer conductor.



**Solution:**

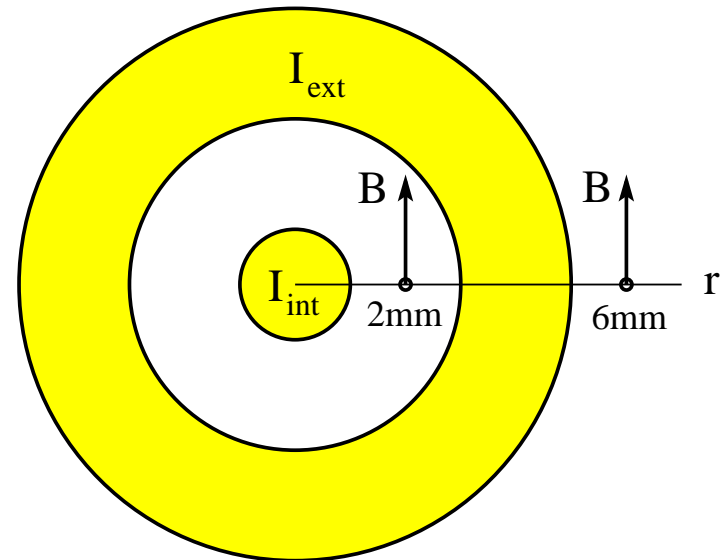
$$(a) (7\mu\text{T})(2\pi)(0.002\text{m}) = \mu_0 I_{\text{int}} \Rightarrow I_{\text{int}} = 0.07\text{A} \quad (\text{out})$$

## Unit Exam III: Problem #2 (Spring '11)



The coaxial cable shown has surfaces at radii 1mm, 3mm, and 5mm. The magnetic field is the same at radii 2mm and 6mm, namely  $B = 7\mu\text{T}$  in the direction shown.

- (a) Find magnitude (in SI units) and direction (in/out) of the current  $I_{\text{int}}$  flowing through the inner conductor.
- (b) Find magnitude (in SI units) and direction (in/out) of the current  $I_{\text{ext}}$  flowing through the outer conductor.



**Solution:**

$$(a) (7\mu\text{T})(2\pi)(0.002\text{m}) = \mu_0 I_{\text{int}} \Rightarrow I_{\text{int}} = 0.07\text{A} \quad (\text{out})$$

$$(b) (7\mu\text{T})(2\pi)(0.006\text{m}) = \mu_0(I_{\text{int}} + I_{\text{ext}}) \Rightarrow I_{\text{int}} + I_{\text{ext}} = 0.21\text{A} \quad (\text{out})$$
$$\Rightarrow I_{\text{ext}} = 0.14\text{A} \quad (\text{out})$$